

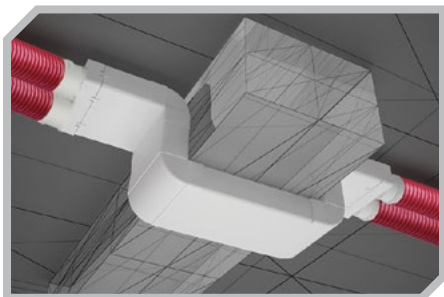



FlexiVent




**SEMI-RIGID
AIR DUCTS**






Industrial and commercial ventilation
(Catalogue no. 1)

Industrial and commercial ventilation components - fans for round and rectangular ducts, sound-insulated, axial and roof fans, air handling units with heat recovery, air heating units, accessories.




Energy saving ventilation
Air handling units
(Catalogue no. 2)

Energy saving supply and exhaust units and air handling units with heat recovery with air capacity up to 6500 m³/h.




Smoke extraction and ventilation
(Catalogue no. 5)

Smoke protection systems of buildings and premises.




Domestic ventilation
(Catalogue no. 6)

Domestic ventilation: fans, mono-pipe exhaust kitchen and bathroom fans, air distribution units, air ducts and fittings, access doors, ventilation kits.



Air distribution units
(Catalogue no. 9)

Plastic and metal air distribution products (grilles, disk valves, diffusers, etc.) for ventilation, air conditioning and heating.



Access doors
(Catalogue no. 10)

Plastic and metal access doors for accessing concealed equipment and utility lines. Special offers for ceramic tiles.



Spirally wound ducts
(Catalogue no. 13)

SPIROVENT spiral seam vent ducts and fittings of 100 to 1600 mm diameter.




Flexible ducts and fittings for ventilation, air conditioning and heating
(Catalogue no. 14)

Flexible and semi-flexible air ducts made of polymeric materials, aluminium, galvanized or stainless steel, metal fittings for ventilation, air conditioning, heating, gas handling and abrasive particles aspiration.



**Air handling units
AirVENTS
(Catalogue no. 3)**

Energy saving air handling units with air capacity up to 40 000 m³/h, for use in large residential, industrial and commercial objects.




**Energy saving ventilation
Geothermal systems
GEO VENTS
(Catalogue no. 4)**

Energy saving system GEO VENTS with use of the earth's surface layers heat. High ventilation system energy efficiency and low operating costs.



**Domestic fans
(Catalogue no. 7)**

Domestic fans with air capacity up to 365 m³/h with extra functions: timer, humidity sensor, motion sensor, etc. Applied for premises up to 30 m².




**VENTS VN
Mono-pipe exhaust ventilation
(Catalogue no. 8)**

Exhaust ventilation in houses with mono-pipe ventilation system based on VENTS VN fans.




**Energy saving ventilation.
Single room energy recovery ventilators MICRA.
(Catalogue no. 11)**

MICRA single room ventilators with energy regeneration for efficient ventilation and lowest investments in ready-built and brand new premises.



**VENTS presentation catalogue
(Catalogue no. 12)**

VENTS mission is to bring fresh air to your house and surround you with the world of comfortable microclimate.



**Round and flat PVC ducting
(Catalogue no. 15)**

Flat and round PVC ducts PLASTIVENT for ventilation of residential, office and commercial premises and connection of exhaust ventilation equipment (kitchen extractors, hoods, exhaust boxes, etc). Wide product range of fittings.




**Energy saving ventilation.
Single room energy recovery ventilators
TwinFresh.
(Catalogue no. 16)**

Single room reverse ventilators with energy regeneration TwinFresh for efficient ventilation and lowest investments in ready-built and brand new premises.

Contents

<i>What are semi-rigid air ducts?</i>	4
<i>Advantages and key features</i>	6
<i>Typical configurations</i>	8
<i>Installation</i>	
<i>General view of the system</i>	16
<i>Air distribution boxes</i>	18
<i>Connectors</i>	20
<i>Air throttling dampers</i>	21
<i>Plastivent</i>	22
<i>Ducts</i>	24
<i>Technical specification</i>	26
<i>Packing Standards</i>	55
<i>Scroll Products</i>	57



What are semi-rigid air ducts?

FLEXIVENT SEMI-RIGID PLASTIC AIR DUCTS - A FLEXIBLE SOLUTION FOR YOUR HOME

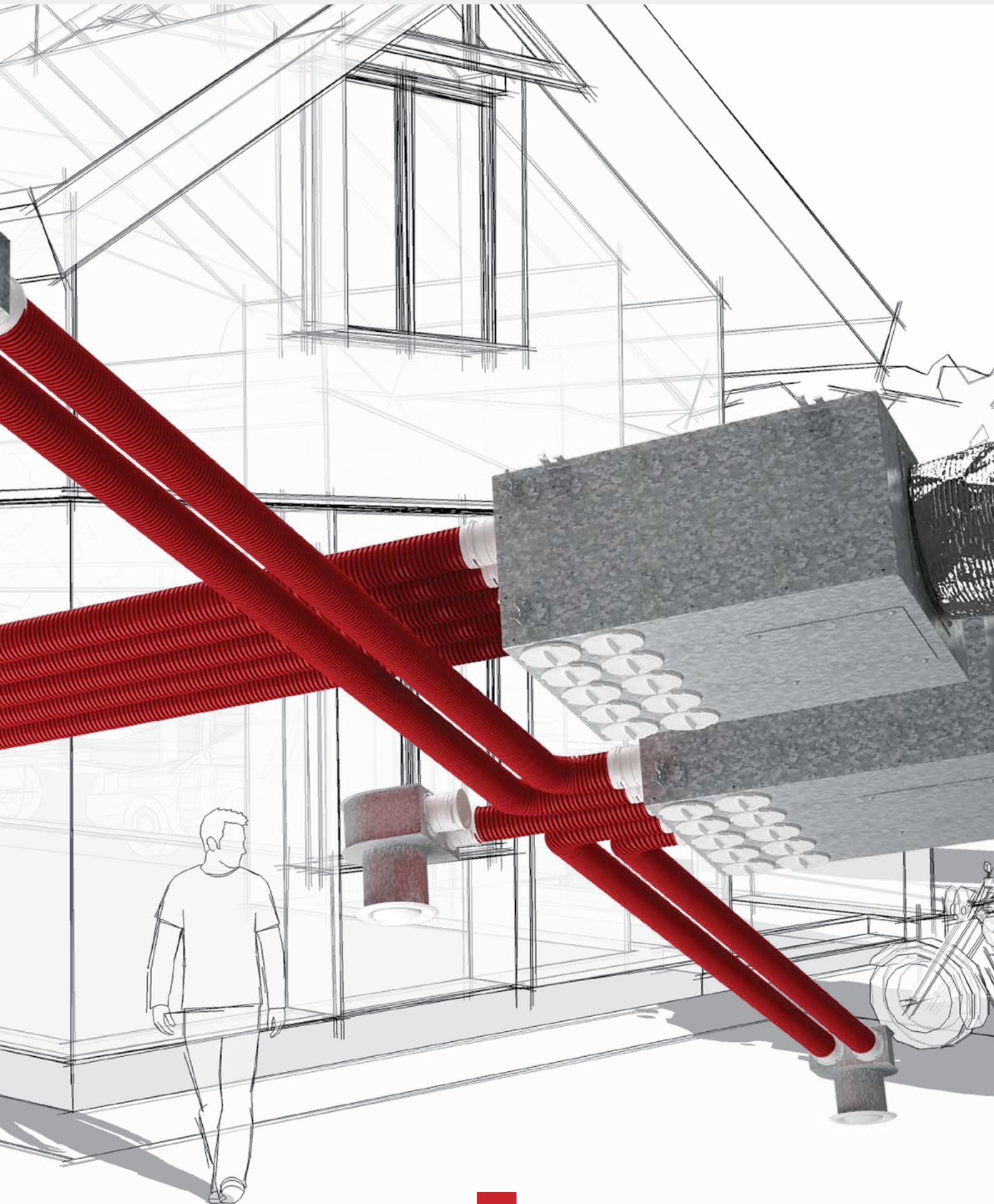
The FlexiVent modular air distribution system utilizes compact round air ducts 63 mm and 75 mm in diameter. The ducts are made of sturdy impact-resistant plastic. FlexiVent components can be used to build an energy-saving ventilation system for a house or flat quickly and easily. The system is suitable for both newly built or retrofitted spaces. The air ducts can be integrated into floors, walls or ceilings.

FLEXIVENT — ENERGY-SAVING VENTILATION FOR YOUR HOME


The FlexiVent system is designed to be used with air handling units. Ventilation air is transported and cleaned by the air handling unit which also ensures the transfer of extract air heat to the supply air stream. The VENTS FlexiVent system is intended to ensure proper distribution of the ventilation air among the spaces.

Flexible ducts and multifunctional fittings make installation simple and quick

FlexiVent



FLEXIVENT KEY ADVANTAGES:



- ▶ Compact footprint: the system can be adapted to custom ceiling configurations with intricate design and integrated with heated floors.



- ▶ Low noise levels.



- ▶ The material and shape of the semi-rigid ducts help them sustain high external loads such as the pressure produced by cement screed.



- ▶ Compatible with the Plastivent air duct system.



- ▶ Improved interior aesthetics: the ventilation lines are hidden under floors while the floor grilles, the only visible elements, provide air supply and extraction.


Unlike a conventional air ducting system only suitable for under-the-ceiling mounting the FlexiVent system offers much broader functionality. Air ducts can be hidden under suspended ceilings or embedded into walls and floors. In addition to the ease of installation the system offers significant cost savings

Each ventilation system must be designed and configured with components based on the applicable local constructions norms and regulations*.

		Air flow rate [m³/h]	Air changes per hour
Entire flat	—	—	0.4 — 1
Per person	—	30	—
Bathrooms and toilets	—	—	—
—	Permanent ventilation	60	—
—	Periodic ventilation > 12 hours	45	—
Toilet	—	—	—
—	Permanent ventilation	30	—
—	Periodic ventilation > 12 hours	25	—
Kitchen	—	—	—
—	Permanent ventilation	60	—
—	Periodic ventilation > 12 hours	45	—

*Recommendations on air exchange in residential buildings as per DIN 1964.6 and DIN 18017.3


FLEXIVENT – MORE COMFORT AT A LOWER COST:



- ▶ No air leakages.



- ▶ Smooth inner surface makes maintenance easy.



- ▶ Quick and simple assembly thanks to the flexible ducts and multifunctional fittings - no special tools and qualification required.




TYPICAL CONFIGURATION 1:

An air handling unit with a heat exchanger is mounted onto the basement wall. The air distribution boxes, ducts and connectors are embedded into the wooden floor structure. Supply air is delivered through the floor grilles in the bedroom and the living room. Extract air is removed through the ceiling disc valves in the kitchen, bathroom and basement. The kitchen exhaust hood is also connected to the air handling unit. The air moves between rooms through the door grilles.



FlexiVent air duct



Air distribution box



Floor connector with a grille



Ceiling connector with a disc valve




Air handling unit



Isovent insulated duct



Ventilation hood






TYPICAL CONFIGURATION 2:

An air handling unit with a heat exchanger is mounted to the basement floor. The air distribution boxes, ducts and connectors are embedded into the cement screed. Supply air is delivered through the floor grilles in the bedroom and the living room. Extract air is removed through the ceiling disc valves in the kitchen and basement. The kitchen exhaust hood is also connected to the air handling unit. The air moves between rooms through the door grilles.



FlexiVent air duct



Air distribution box



Floor connector with a grille



Ceiling connector with a disc valve



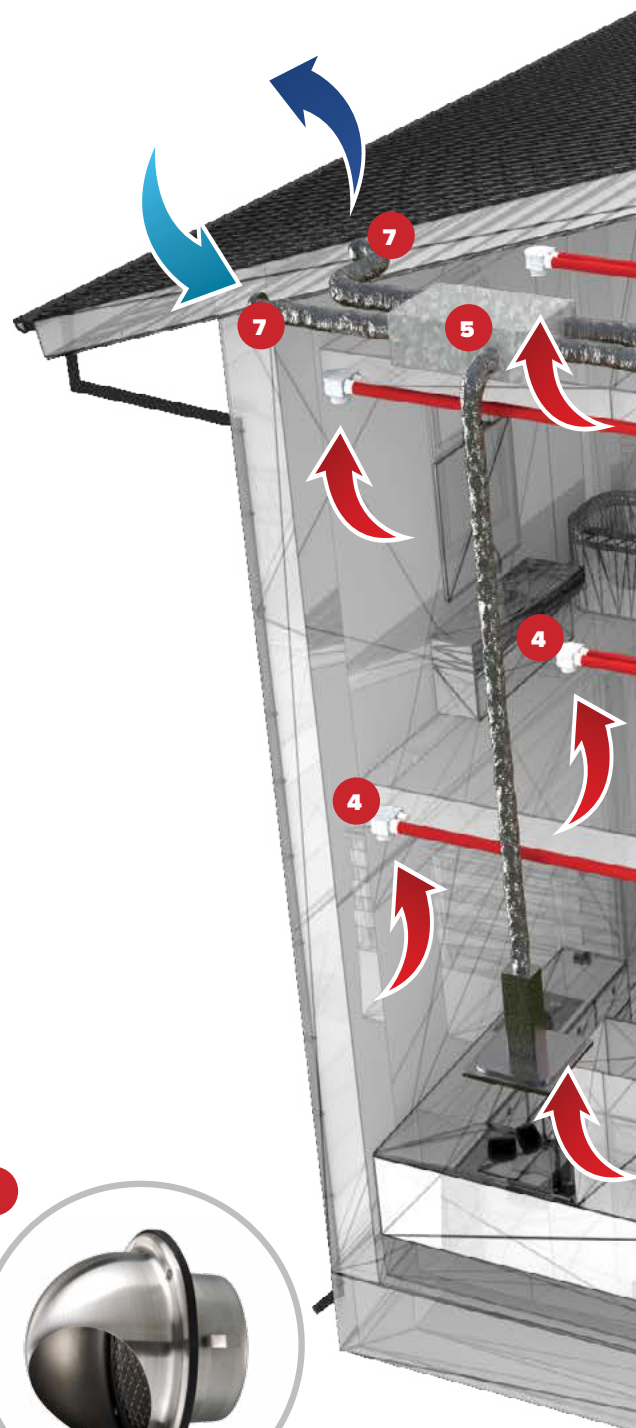
Air handling unit

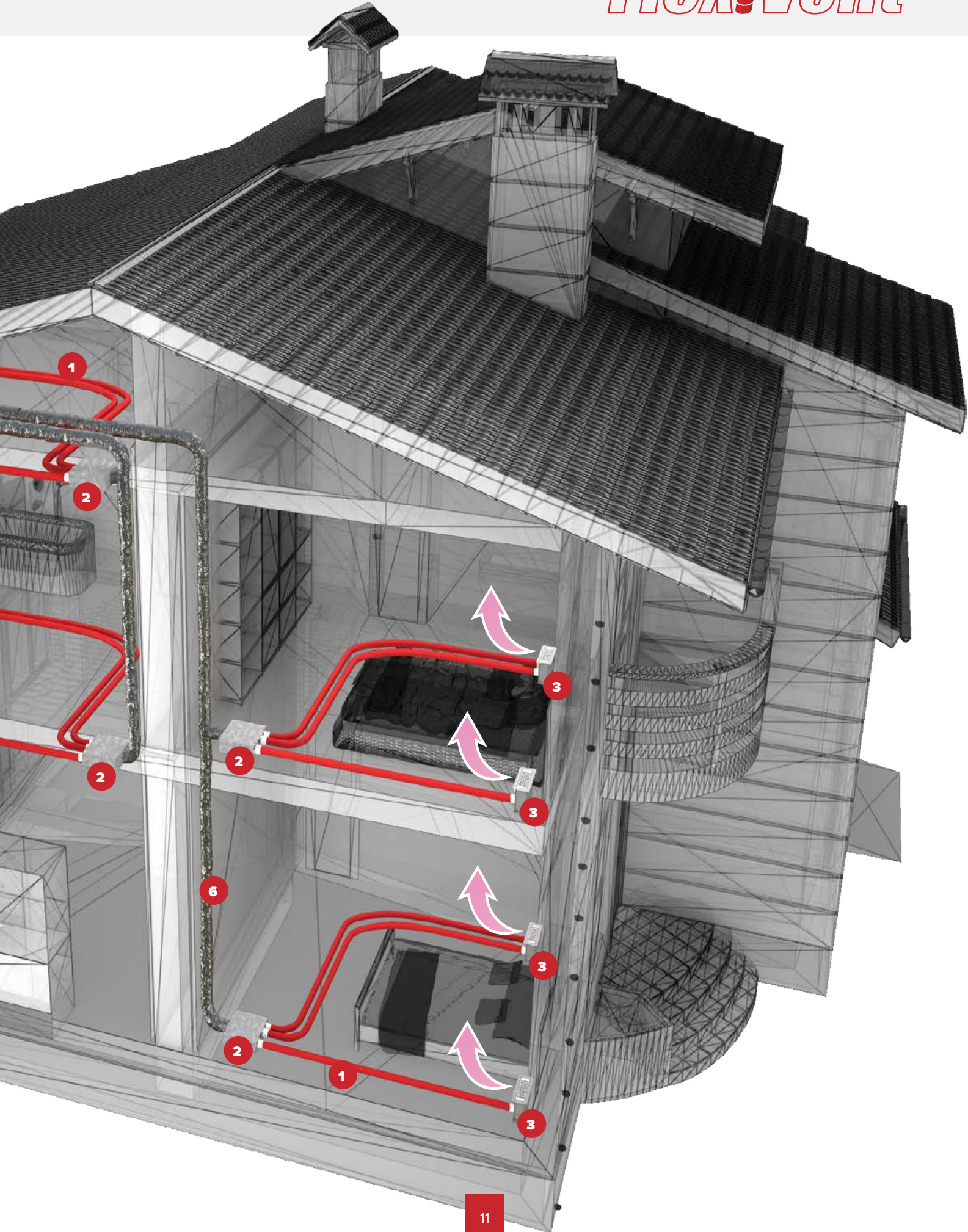


Isovent insulated duct



Ventilation hood







FlexiVent air duct



Air distribution box



Ceiling connector with a disc valve



Air handling unit



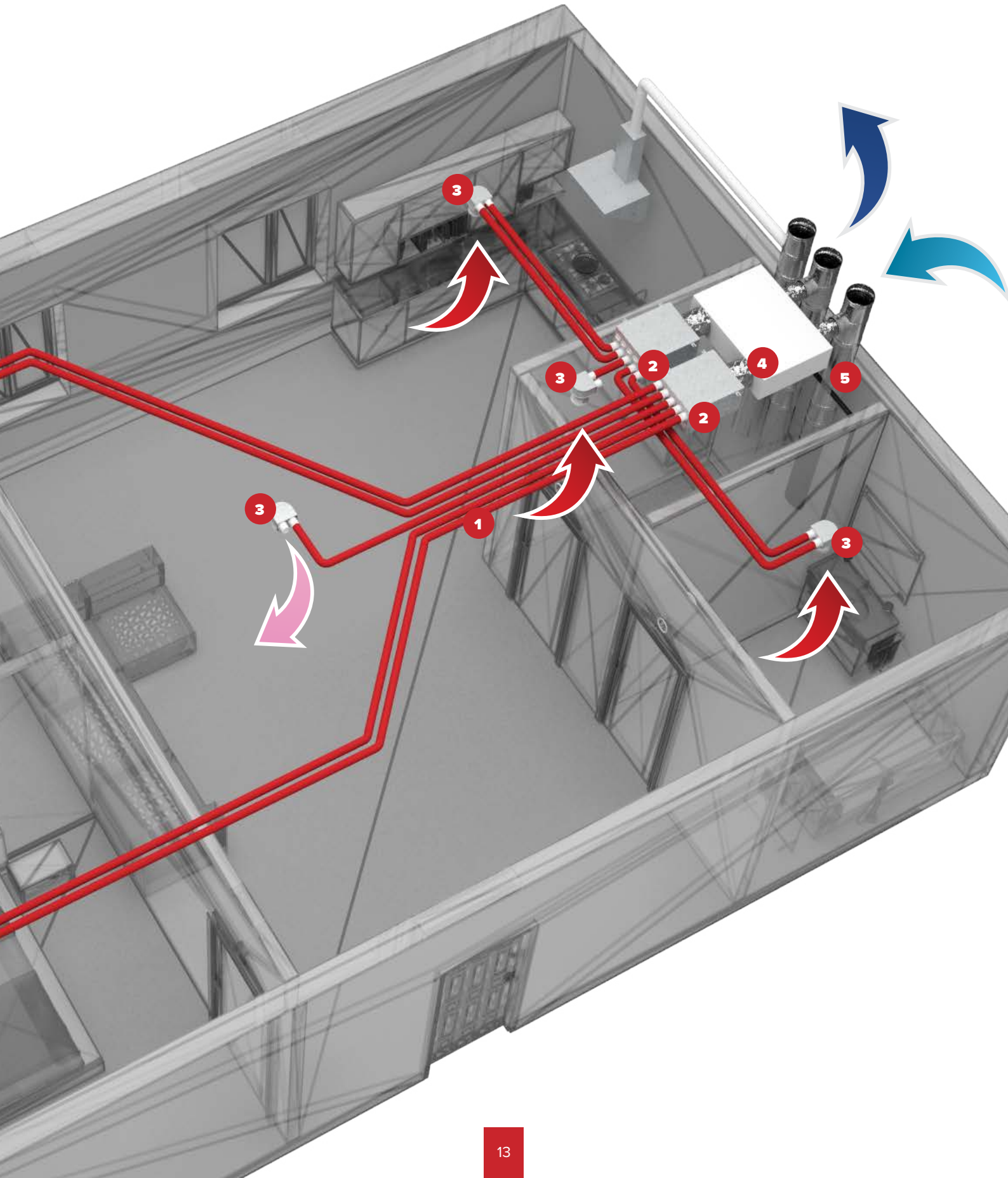
Isovent insulated duct

FlexiVent air ducts combine the elasticity of flexible ducts with the structural sturdiness of rigid ducts

CEILING INSTALLATION

An air handling unit with a heat exchanger is installed under the ceiling in the bathroom. Air distribution boxes, ducts and connectors are mounted under the ceiling. Supply air is delivered through the disc valves in the bedroom and living room. Extract air is removed through the disc valves in the kitchen, bathroom and basement. The air moves between rooms through the door grilles.







FlexiVent air duct



Air distribution box



Ceiling connector with a disc valve



Floor connector with a grille



Air handling unit



Isovent insulated duct



Ventilation hood

CEILING AND FLOOR INSTALLATION

An air handling unit with a heat exchanger is mounted onto a wall in the utility room.

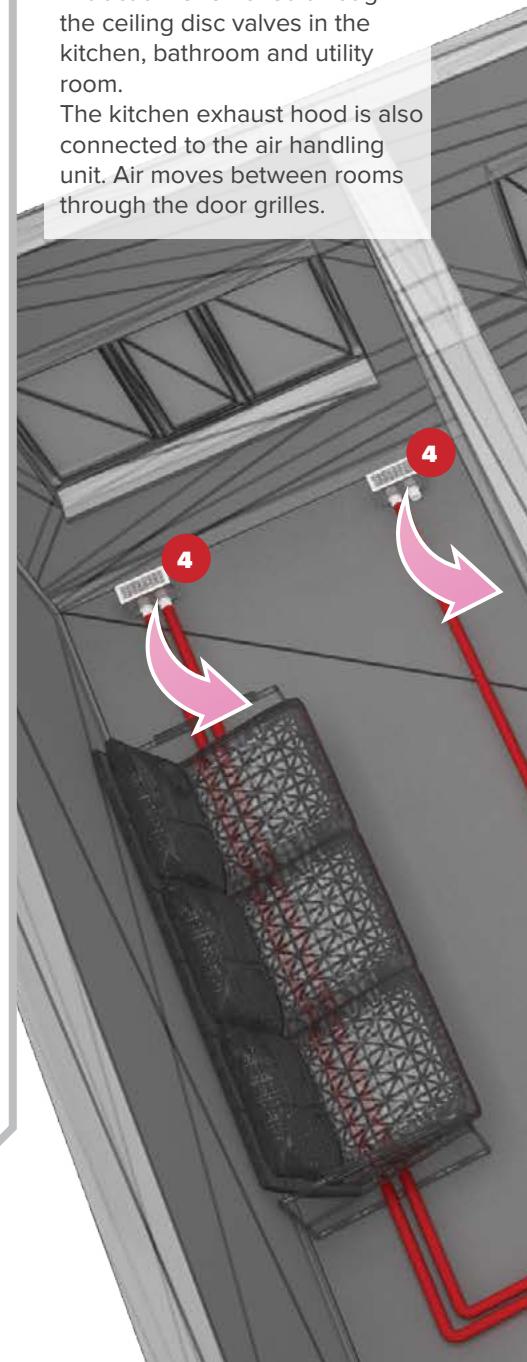
The supply air distribution box, ducts and connectors are embedded into the floor.

The exhaust air distribution box, ducts and connectors are mounted under the ceiling.

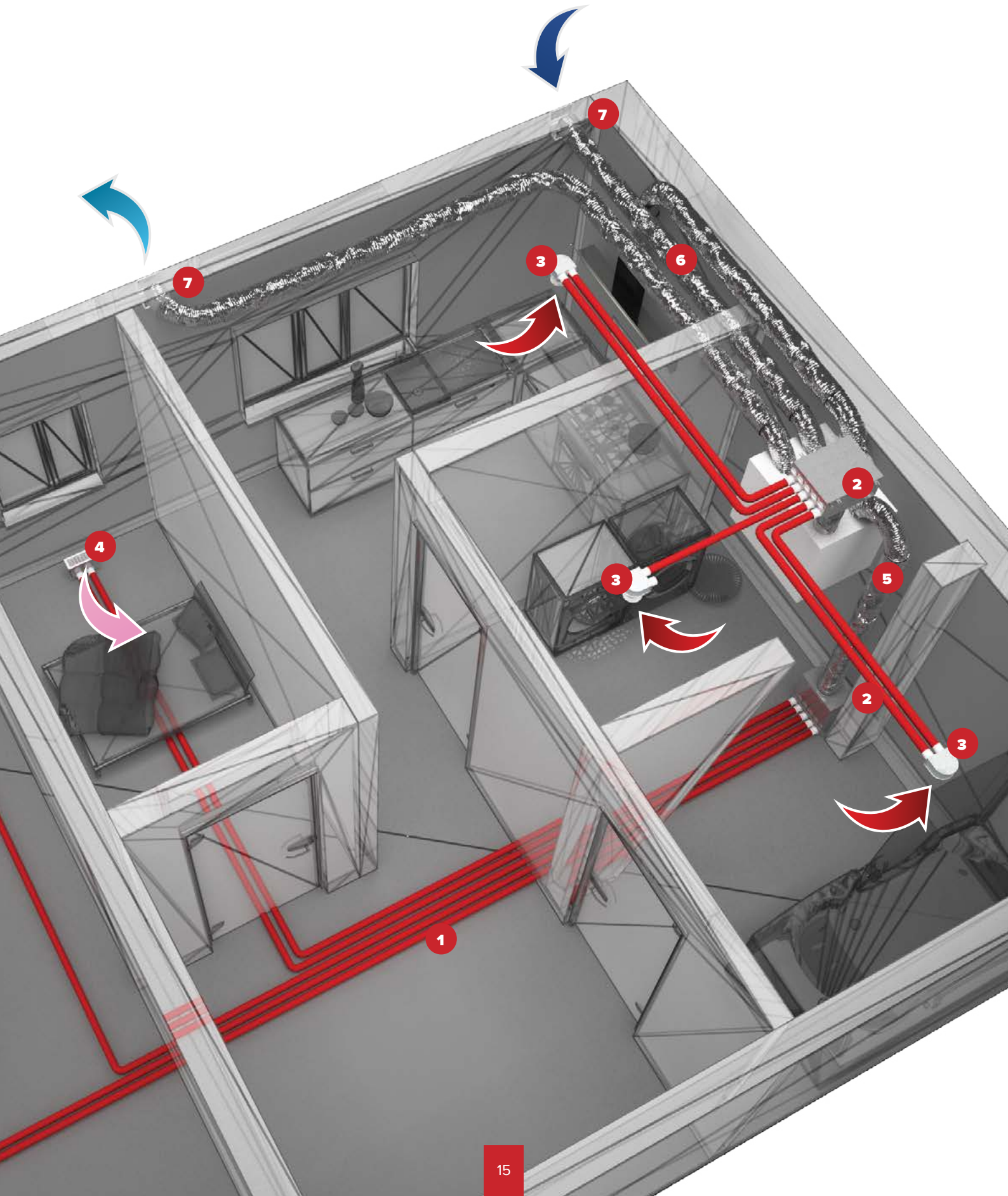
Supply air is delivered through the floor grilles in the bedroom and the living room.

Extract air is removed through the ceiling disc valves in the kitchen, bathroom and utility room.

The kitchen exhaust hood is also connected to the air handling unit. Air moves between rooms through the door grilles.



FlexiVent



Installation. General view of the system




Ventilation hood



Isovent insulated duct



Air handling unit



Air distribution box



FlexiVent air duct



Floor connector with a grille



Ceiling connector



Exhaust disc valve



Round bend



Wall-mounted connector




FlexiVent-Plastivent adapter sleeve

External grilles to be used for fresh air supply and stale air extraction

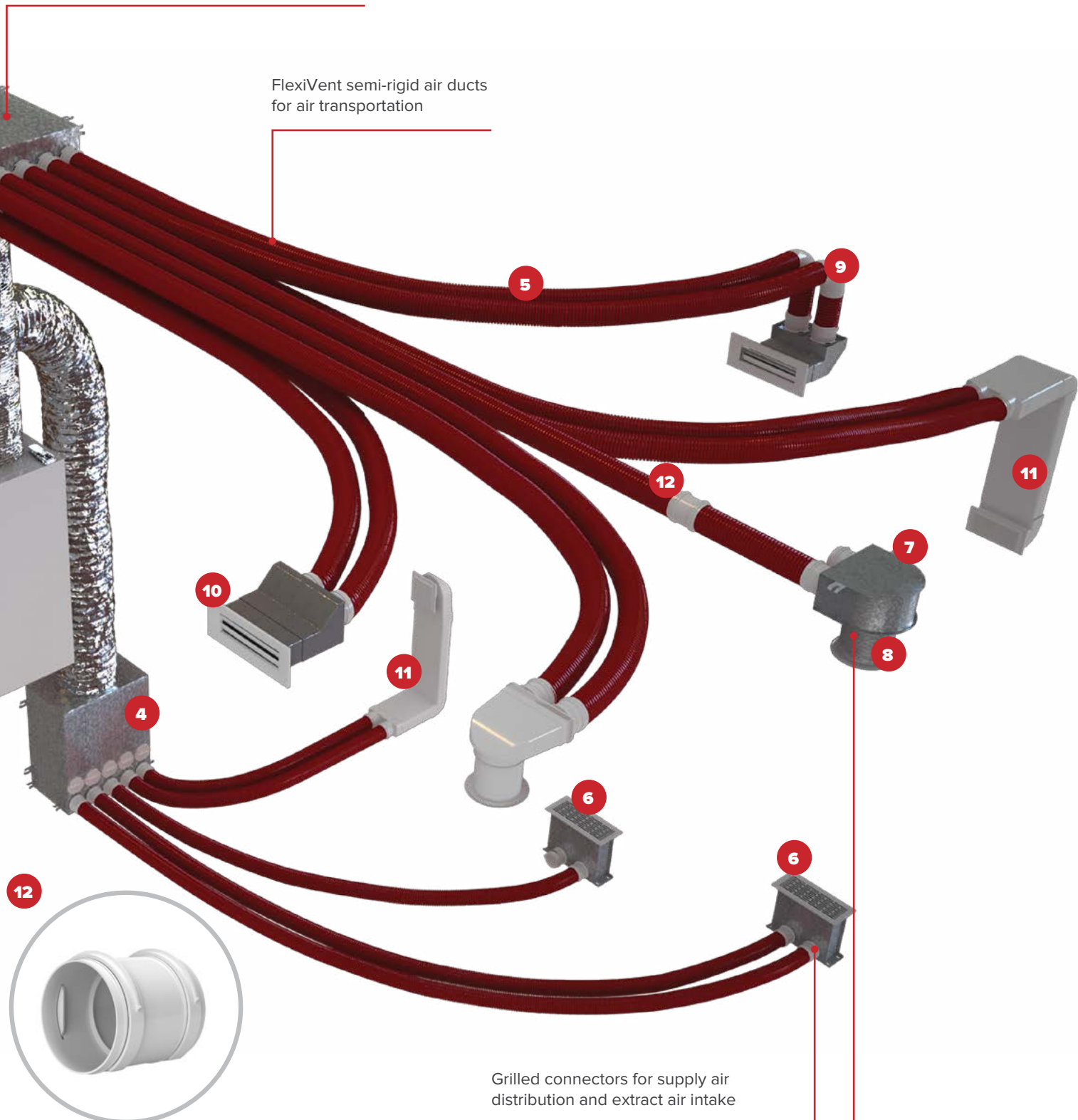
Main heat-insulated air vents

Air handling unit with a heat exchanger



Air distribution boxes to distribute supply air among the rooms and provide connection of FlexiVent extract ducts to the extract main duct

FlexiVent semi-rigid air ducts for air transportation


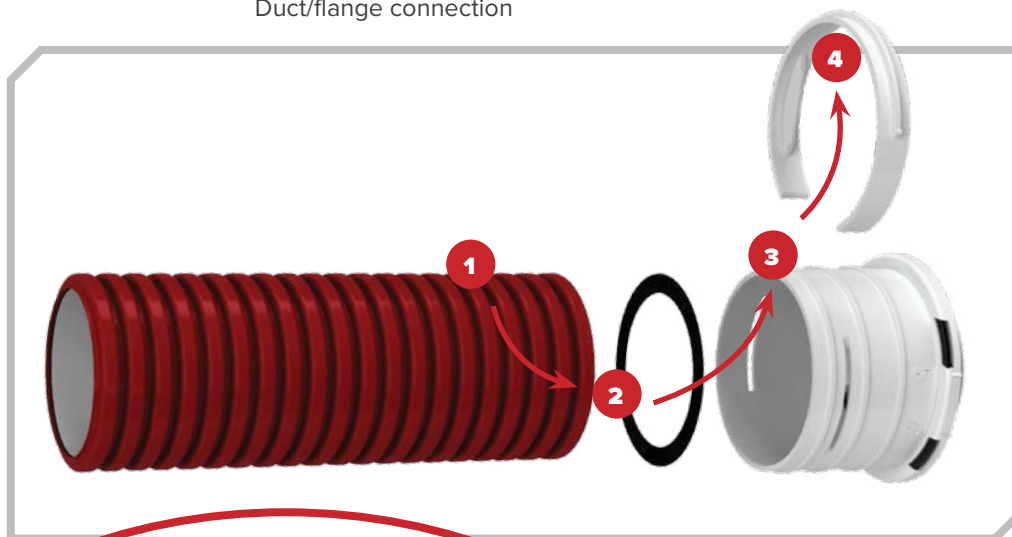


Installation Air distribution boxes

The duct is fitted with a slip-on seal to retain air-tightness class C (available as an accessory).

The lock ring (supplied) secures the air duct in place.

Duct/flange connection



The supply and exhaust air distribution boxes are connected to the respective spigots of the air handling unit. Depending on the required air capacity one, two or more air ducts are routed into each room.



The air distribution boxes have a 20 mm thick layer of internal sound insulation.

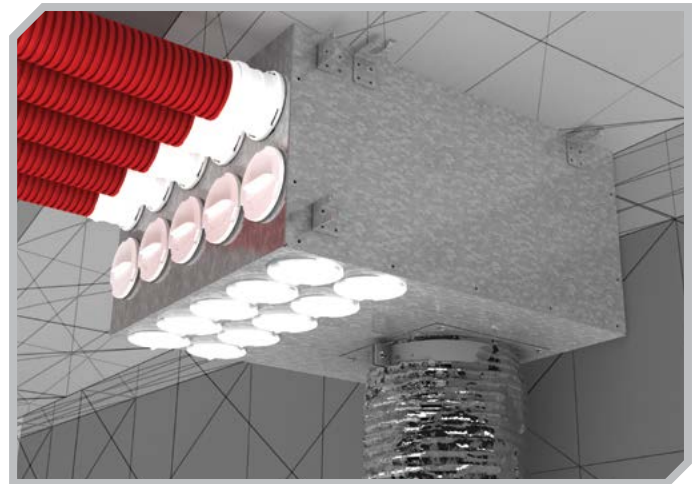

Depending on the number of rooms and the air handling unit capacity the air distribution box can be configured with a different number of semi-rigid air ducts.

The air distribution ports to be used are fitted with plastic flanges.

Any unused ports are plugged.

The ducts are secured with lock rings on the flanges for a reliable fit.



To avoid potential air leakages all the elements are provided with rubber seals.




The air distribution boxes can be mounted in the horizontal position under the ceiling or in the vertical position on the floor.

AIR DISTRIBUTION BOX PLUG

Any unused ports of the air distribution box must be sealed off with plugs.




Installation Connectors



Ceiling connector coverage with cement screed




Installation of a ceiling connector with a round grille into a suspended ceiling space



Floor connector coverage with cement screed (combined with a heated floor system)



Installation of a wall connector with a rectangular grille



Depending on the required capacity the connector is fitted with one or two semi-rigid air ducts. The unused port are sealed off with a matching plug.




THE AIR DUCT AND THE PLUG ARE LATCHED IN PLACE

The air duct and the plug are provided with rubber seals to prevent air leakages.



Ventilation grilles give the ventilation outlets of the connectors an aesthetically pleasing look.

Air throttling dampers are used to regulate the air flow rate. To change the air resistance (cross-sectional area) cut the links and remove the unnecessary rings from the casting with a pair of scissors or a knife.

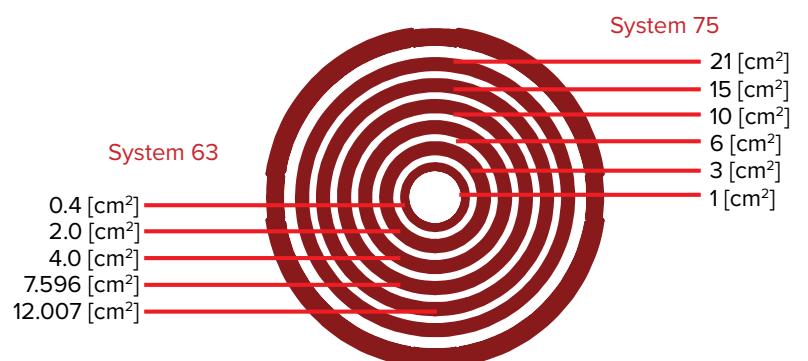


The air throttling dampers are inserted into spigots from the inside of the air distribution box.


AIR RESISTANCE LEVELS



CROSS-SECTIONAL AREA




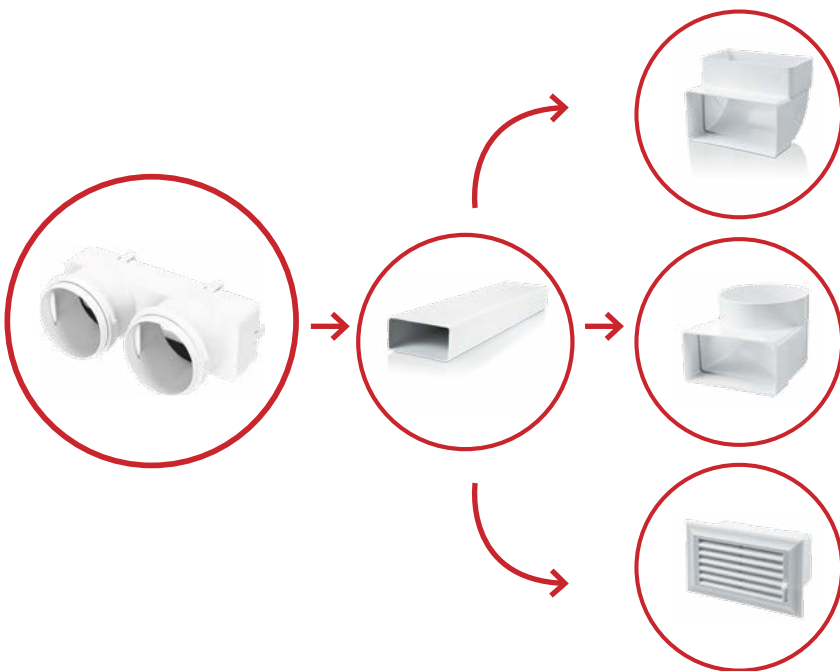
Installation Plastivent



Air duct crossover using a Plastivent 204x60 system



Wall grille installation using a Plastivent 204x60 system



Compound bending

If the shape of the space elements (floors, partition walls or compound bends) prevent from using a FlexiVent air duct, Plastivent system elements can be used instead. Use a coupling to achieve the desired configuration.

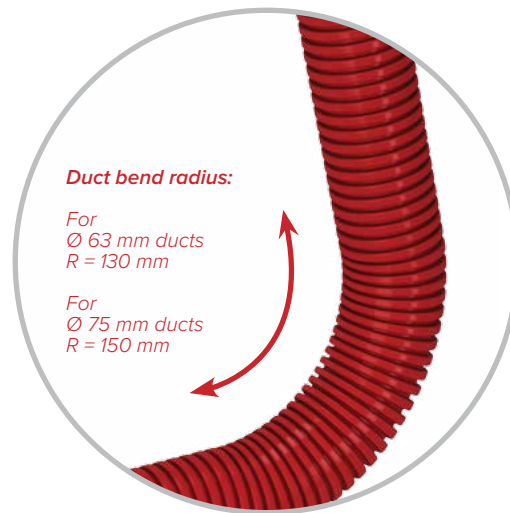


FLEXIVENT: FLEXIBLE AND STURDY

FlexiVent air ducts are made of high-quality plastic using the co-extrusion technology which involves pressing two materials through the same die to produce a single piece.


Co-extruded plastic profiles have a number of advantages such as resistance to temperature changes, impact resistance and ease of care. The corrugations make semi-rigid air ducts highly flexible.

This feature allows for easy bending at any point without any special tools or equipment.



The air ducts are rated for the maximum pressure of 8 kN/m²

A smooth inner surface of the air ducts makes cleaning easy



Easy to trim



Easy to clean


AIR DUCT LAYING OPTIONS




Inside wooden floor structures
through the beams



Embedded into the cement
screed of the floor



Inside the suspended
ceiling space

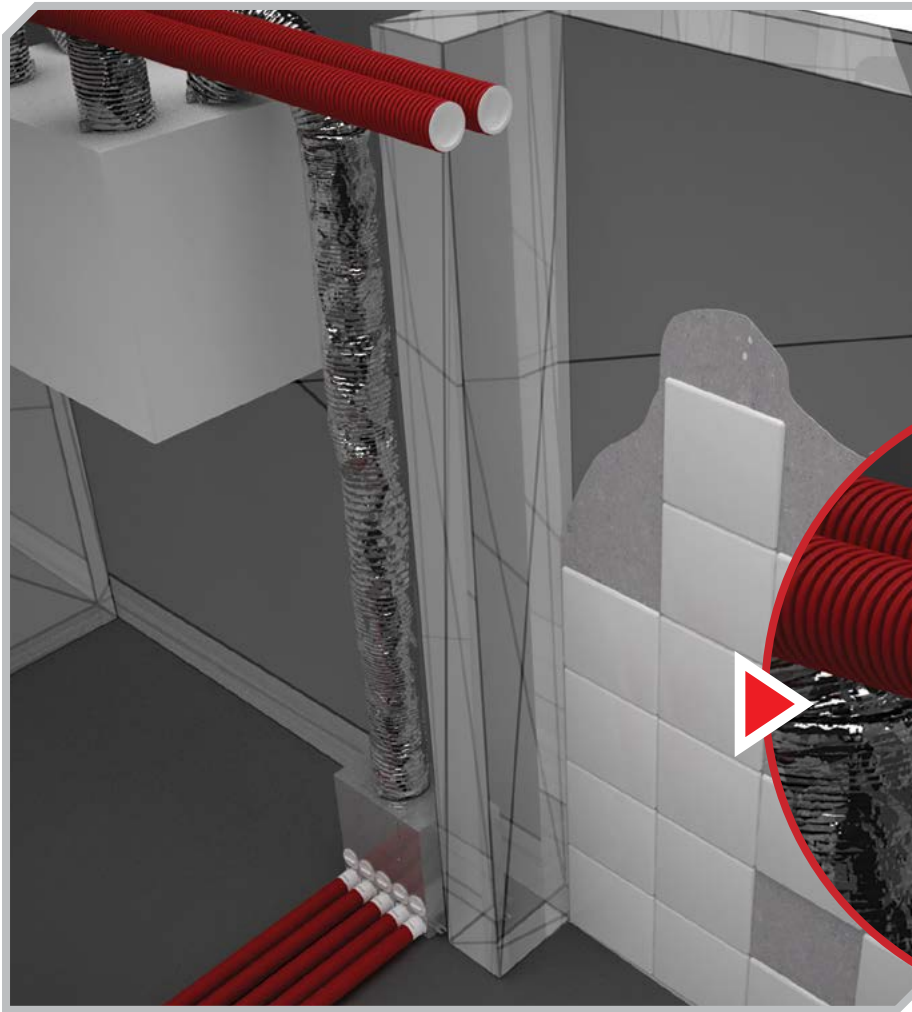


Floor connector coverage with cement screed
(combined with a heated floor system)


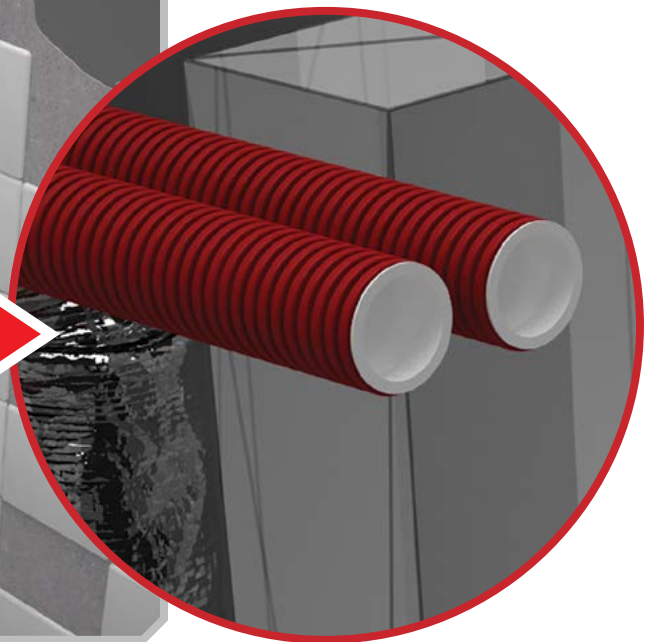


The duct is fitted with a slip-on seal to retain air-tightness class C (available as an accessory). The lock ring (supplied) ensures reliable fixation of the air duct.

FlexiVent



To prevent penetration of construction waste into the ducts during installation use a special duct plug.



Technical specification



Round duct



Round duct with antibacterial and antistatic treatment



Round duct with antistatic treatment

	Model	ØD [mm]	ØD1 [mm]	L [m]
DN63	FlexiVent 01635000	63	51.3	50
DN75	FlexiVent 01755000	75	63.3	50

	Model	ØD [mm]	ØD1 [mm]	L [m]
DN63	FlexiVent 0101635000	63	51.3	50
DN75	FlexiVent 0101755000	75	63.3	50

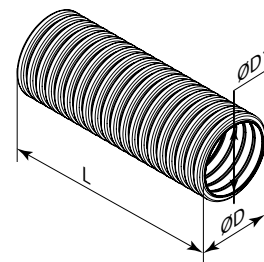
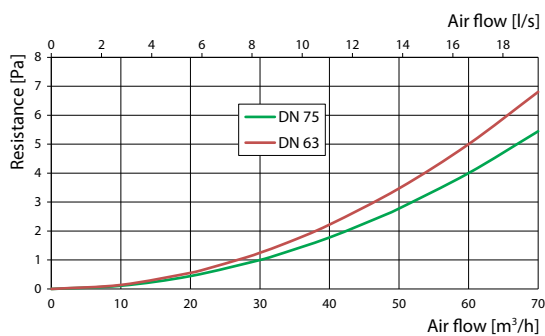
	Model	ØD [mm]	ØD1 [mm]	L [m]
DN63	FlexiVent 0102635000	63	51.3	50
DN75	FlexiVent 0102755000	75	63.3	50

Made of high-density polyethylene (HDPE). The bend radius is 130 and 150 mm for the DN63 mm and DN75 mm duct respectively. Circular density 8 kN/m² as per EN ISO 9969. Operating temperature: from -20 to +60 °C.

Smooth inner surface for low air resistance and easy cleaning.

Application: Supply or exhaust ventilation systems of residential spaces.

Nominal air duct diameter		DN 63			DN 75		
Air speed through the cross-section [m/s]		2	2.5	3	2	2.5	3
1 duct - air flow [m ³ /h]		15	18	22	22	28	34
2 ducts - air flow [m ³ /h]		29	37	44	45	56	67
3 ducts - air flow [m ³ /h]		44	55	66	-	-	-
		Duct resistance [Pa]					
Duct length [m]	2	1.3	2.2	3.2	2.0	3.6	5.1
	4	2.7	4.4	6.4	4.0	7.1	10.2
	6	4.0	6.5	9.6	6.0	10.7	15.4
	8	5.4	8.7	12.8	8.0	14.2	20.5
	10	6.7	10.9	16.1	10.0	17.8	25.6
	12	8.1	13.1	19.3	12.0	21.3	30.7
	14	9.4	15.2	22.5	14.0	24.9	35.8
	16	10.8	17.4	25.7	16.0	28.4	41.0
18	12.1	19.6	28.9	18.0	32.0	46.1	



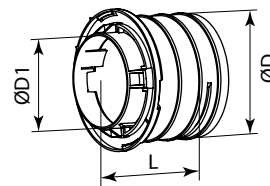


Round flange

The duct is secured with a FlexiVent lock ring (included). A duct is fitted with a slip-on FlexiVent seal to retain air-tightness class C (available as an accessory). Made of polypropylene (PP) with thermoplastic elastomer (SEBS). Operating temperature: from -20 to +60 °C.

Application: Supply or exhaust ventilation systems of residential spaces.
Connecting air ducts to connectors and air distribution boxes.

	Model	ØD [mm]	ØD1 [mm]	L [mm]
DN63	FlexiVent 0263	74	54	77
DN75	FlexiVent 0275	86	66	77



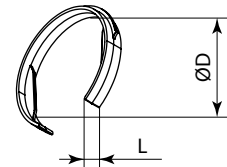
Lock ring

Made of polypropylene (PP) with thermoplastic elastomer (SEBS).

Operating temperature: from -20 to +60 °C.

Application: Fixation of Ø 65 and 75 mm ducts in FlexiVent flanges.

	Model	ØD [mm]	L [mm]
DN63	FlexiVent 0363	69	13
DN75	FlexiVent 0375	84	13



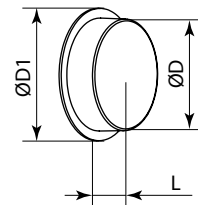
Round pipe plug

Made of polypropylene (PP) with thermoplastic elastomer (SEBS).

Operating temperature: from -20 to +60 °C.

Application: Sealing off Ø 63 and 75 mm duct ends.

	Model	ØD [mm]	ØD1 [mm]	L [mm]
DN63	FlexiVent 030163	51.4	63	20
DN75	FlexiVent 030175	63.2	75	20





Round flange plug

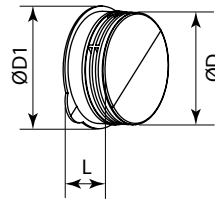
Made of polypropylene (PP) with thermoplastic elastomer (SEBS).

The plug is supplied with a seal (available as an accessory) to retain airtightness class C.

Operating temperature: from -20 to +60 °C.

Application: Sealing off unused FlexiVent flanges in connectors.

	Model	ØD [mm]	ØD1 [mm]	L [mm]
DN63	FlexiVent 030263	69	80	30
DN75	FlexiVent 030275	77	95	32



Air distribution box plug


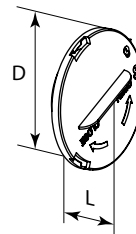
Made of polypropylene (PP) with thermoplastic elastomer (SEBS).

The plug is supplied with a seal (available as an accessory) to retain airtightness class C.

Operating temperature: from -20 to +60 °C.

Application: Sealing off unused ports in air distribution boxes.

	Model	ØD [mm]	L [mm]
DN63	FlexiVent 030963	84	29
DN75	FlexiVent 030975	96	29



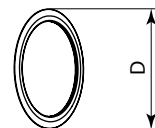
Seal ring

Made of synthetic rubber.

Operating temperature: from -20 to +60 °C.

Application: Sealing Ø 63 and 75 mm ducts and FlexiVent flange plugs.

	Model	ØD [mm]
DN63	FlexiVent 0563	67
DN75	FlexiVent 0575	79



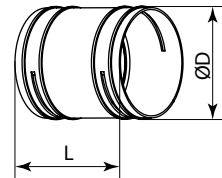


Coupling sleeve

Lock rings help secure the ducts to the flanges. The duct is fitted with a slip-on seal to retain air-tightness class C (available as an accessory). Made of polypropylene (PP) with thermoplastic elastomer (SEBS). Operating temperature: from -20 to +60 °C.

Application: Supply or exhaust ventilation systems of residential spaces.
Joining Ø 65 and 75 mm air ducts.

	Model	ØD [mm]	L [mm]
DN63	FlexiVent 060163	70	95
DN75	FlexiVent 060175	79	95



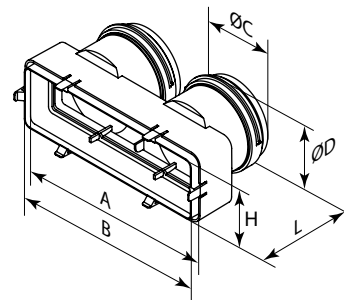
FlexiVent-Plastivent adapter sleeve

Connection dimensions: FlexiVent Ø 75 mm and Plastivent 204x60 mm. A FlexiVent duct is secured with a 0375 lock ring (included). FlexiVent ducts are fitted with a slip-on seal to retain air-tightness class C (available as an accessory).

Made of polypropylene (PP) with thermoplastic elastomer (SEBS). Operating temperature: from -20 to +60 °C.

Application: Supply or exhaust ventilation systems of residential spaces.
Joining FlexiVent ducts and Plastivent system components.

	Model	A [mm]	B [mm]	H [mm]	L [mm]	ØC [mm]	ØD [mm]
DN75	FlexiVent 060175/204x60	217	204	60	98	75	79



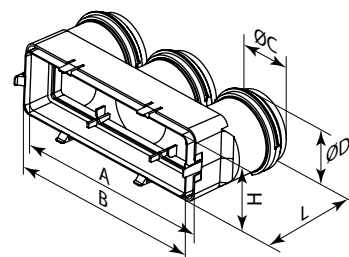
FlexiVent-Plastivent adapter sleeve

Connection dimensions: FlexiVent Ø 63 mm and Plastivent 204x60 mm. A Ø 63 mm FlexiVent duct is secured with a 0363 lock ring (supplied).

FlexiVent ducts are fitted with a slip-on seal to retain air-tightness class C (available as an accessory). Made of polypropylene (PP) with thermoplastic elastomer (SEBS). Operating temperature: from -20 to +60 °C.

Application: Supply or exhaust ventilation systems of residential spaces.
Joining FlexiVent ducts and Plastivent system components.

	Model	A [mm]	B [mm]	H [mm]	L [mm]	ØC [mm]	ØD [mm]
DN63	FlexiVent 060163/204x60	217	204	60	104	63	70



Technical specification



Round bend

The connection dimension is \varnothing 75 mm.

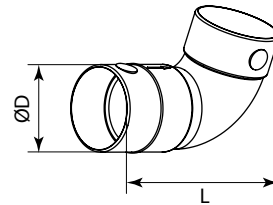
Made of PVC plastic.

Operating temperature: from -20 to +60 °C.

Application: Supply or exhaust ventilation systems of residential spaces.

Joining \varnothing 75 mm ducts at 90°.

	Model	\varnothing D [mm]	L [mm]
DN75	FlexiVent 060375	78	165

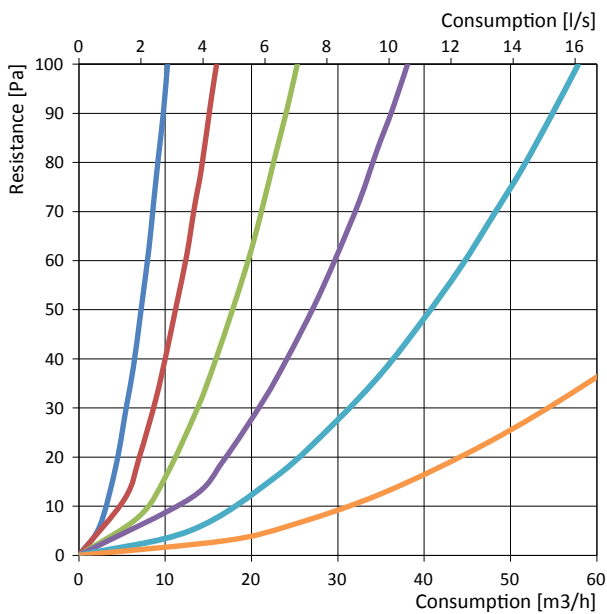
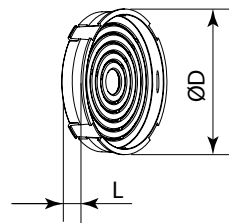


Round air throttling damper

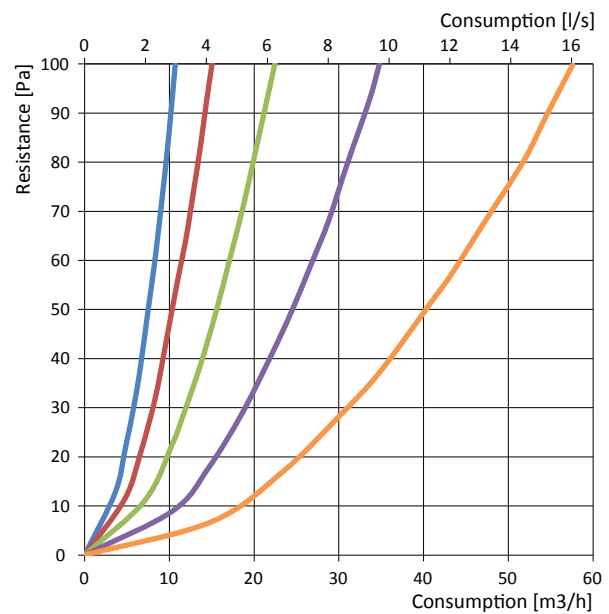
Inserted into FlexiVent flanges on the inside of the air distribution box. To adjust the air flow cut the unnecessary rings off the casting. Made of polypropylene (PP) with thermoplastic elastomer (SEBS). Operating temperature: from -20 to +60 °C.

Application: Supply or exhaust ventilation systems of residential spaces. Adjusting the air flow in the duct.

	Model	\varnothing D [mm]	L [mm]
DN63	FlexiVent 0763	50	14
DN75	FlexiVent 0775	62	14



■ All rings in place ■ -1 ring ■ -2 rings ■ -3 rings ■ -4 rings ■ All rings are cut



Plastic connectors



Ceiling-mounted round connector

Connection diameter \varnothing 63 mm.

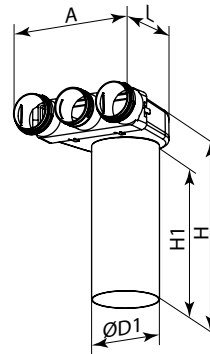
The duct is secured with a 0363 FlexiVent lock (included). The duct is fitted with a slip-on FlexiVent 0563 seal to retain air-tightness class C (available as an accessory). Made of polypropylene (PP) with thermoplastic elastomer (SEBS).

Operating temperature: from -20 to $+60$ °C.

Application: Supply or exhaust ventilation systems of residential spaces. Ceiling mounted.

Connecting the DN125 ventilation grille to \varnothing 63 mm FlexiVent ducts.

	Model	\varnothing D1 [mm]	L [mm]	A [mm]	H [mm]	H1 [mm]
DN63	FlexiVent 0810125/63x3	128	282	251	367	300



FlexiVent 0810125/63x3

Air flow capacity [m ³ /h]	Number of duct connections	Air supply	Air exhaust
		Resistance [Pa]	Resistance [Pa]
25	1	3.0	1.9
50	2	4.5	3.1
75	3	7.0	5.0



Ceiling-mounted round connector

Connection diameter \varnothing 75 mm.

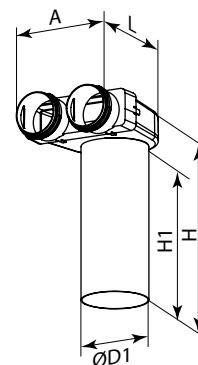
The duct is secured with a FlexiVent 0375 lock ring (included). The duct is fitted with a slip-on FlexiVent 0575 seal to retain air-tightness class C (available as an accessory). Made of polypropylene (PP) with thermoplastic elastomer (SEBS).

Operating temperature: from -20 to $+60$ °C.

Application: Supply or exhaust ventilation systems of residential spaces. Ceiling-mounted.

Connecting the DN125 ventilation grille to \varnothing 75 mm FlexiVent ducts.

	Model	\varnothing D1 [mm]	L [mm]	A [mm]	H [mm]	H1 [mm]
DN75	FlexiVent 0810125/75x2	128	282	218	367	300



FlexiVent 0810125/75x2

Air flow capacity [m ³ /h]	Number of duct connections	Air supply	Air exhaust
		Resistance [Pa]	Resistance [Pa]
30	1	3.2	2.1
60	2	5.4	3.7

Metal connectors



Ceiling-mounted metal connector

Connection diameter \varnothing 63 mm and \varnothing 75 mm.

The duct is secured with a lock ring (included).

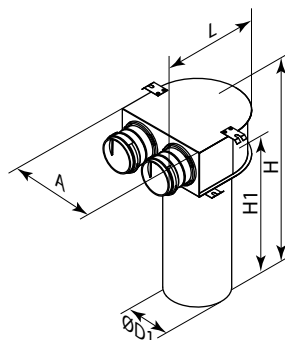
The duct is fitted with a slip-on seal to retain air-tightness class C (available as an accessory).

The connector is made of metal and supplied with polypropylene spigots.

Application: Supply or exhaust ventilation systems of residential spaces. Ceiling mounted.

Connecting the DN125 ventilation grille to FlexiVent ducts.

	Model	$\varnothing D1$ [mm]	L [mm]	A [mm]	H [mm]	H1 [mm]
DN63	FlexiVent 0811125/63x2	127	195.5	200	401.3	300
DN75	FlexiVent 0811125/75x2	127	195.5	200	401.3	300



FlexiVent 0811125/63x2

Air flow capacity [m ³ /h]	Number of duct connections	Air supply	Air exhaust
		Resistance [Pa]	Resistance [Pa]
25	1	3.0	1.9
50	2	4.5	3.1

FlexiVent 0811125/75x2

Air flow capacity [m ³ /h]	Number of duct connections	Air supply	Air exhaust
		Resistance [Pa]	Resistance [Pa]
30	1	3.2	2.1
60	2	5.4	3.7



Ceiling-mounted metal connector

Connection diameter \varnothing 63 mm. Lock rings (included)

secure the ducts in place. The duct is fitted with a

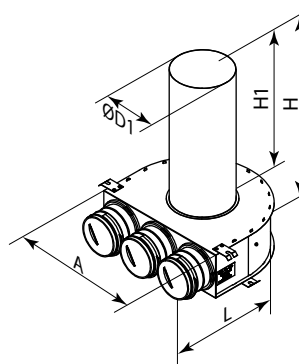
slip-on seal to retain air-tightness class C (available as an accessory). The connector is made of metal and

supplied with polypropylene spigots.

Application: Supply or exhaust ventilation systems of residential spaces. Ceiling mounted.

Connecting the DN125 ventilation grille to FlexiVent ducts.

	Model	$\varnothing D1$ [mm]	L [mm]	A [mm]	H [mm]	H1 [mm]
DN63	FlexiVent 0811125/63x3	127	245.1	300	401.3	300
DN75	FlexiVent 0811125/75x3	127	309.5	300	401.3	300



FlexiVent 0811125/63x3

Air flow capacity [m ³ /h]	Number of duct connections	Air supply	Air exhaust
		Resistance [Pa]	Resistance [Pa]
25	1	3.0	1.9
50	2	4.5	3.1
75	3	7.0	5.0

FlexiVent 0811125/75x3

Air flow capacity [m ³ /h]	Number of duct connections	Air supply	Air supply
		Resistance [Pa]	Resistance [Pa]
30	1	3.2	2.1
60	2	5.4	3.7
90	3	9.0	6.5



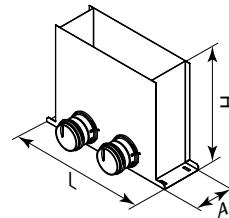
Floor-mounted metal connector

Connection diameter Ø 63 mm and Ø 75 mm. Lock rings help secure the ducts to the flanges. The ducts are fitted with slip-on seals to retain air-tightness class C (available as an accessory). The connector is made of metal and supplied with polypropylene spigots.

Application: Supply or exhaust ventilation systems of residential spaces. Floor mounted.

Connecting the floor ventilation grille to FlexiVent ducts.

	Model	L [mm]	A [mm]	H [mm]
DN63	FlexiVent 0821300x100/63x2	401	115	300
DN75	FlexiVent 0821300x100/75x2	401	115	300



FlexiVent 0821300x100/63x2

Air flow capacity [m ³ /h]	Number of duct connections	Air supply	Air exhaust
		Resistance [Pa]	Resistance [Pa]
25	1	2.9	1.8
50	2	4.3	2.8

FlexiVent 0821300x100/75x2

Air flow capacity [m ³ /h]	Number of duct connections	Air supply	Air supply
		Resistance [Pa]	Resistance [Pa]
30	1	3.1	2.0
60	2	5.1	3.4

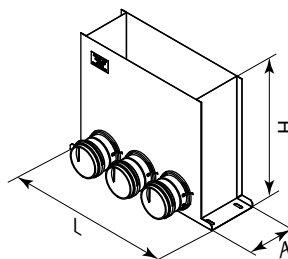


Floor-mounted metal connector

Connection diameter \varnothing 63 mm. Lock rings help secure the ducts to the flanges. The ducts are fitted with slip-on seals to retain air-tightness class C (available as an accessory). The connector is made of metal and supplied with polypropylene spigots.

Application: Supply or exhaust ventilation systems of residential spaces. Floor-mounted. Connecting the floor ventilation grille to FlexiVent ducts.

	Model	L [mm]	A [mm]	H [mm]
DN63	FlexiVent 0821300x100/63x3	401	115	300
DN75	FlexiVent 0821300x100/75x3	401	116	300



FlexiVent 0821300x100/63x3

Air flow capacity [m ³ /h]	Number of duct connections	Air supply	Air exhaust
		Resistance [Pa]	Resistance [Pa]
25	1	2.9	1.8
50	2	4.3	2.8
75	3	6.5	4.5

FlexiVent 0821300x100/75x3

Air flow capacity [m ³ /h]	Number of duct connections	Air supply	Air exhaust
		Resistance [Pa]	Resistance [Pa]
30	1	3.1	2.0
60	2	5.1	3.4
90	3	8.3	5.8

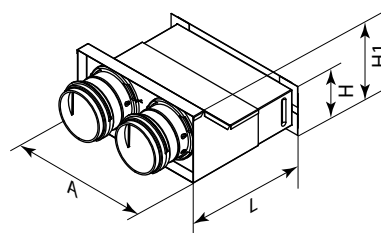


Wall-mounted metal connector

Connection diameter \varnothing 63 mm and \varnothing 75 mm. The duct is secured with a lock ring (included). The duct is fitted with a slip-on seal to retain air-tightness class C (available as an accessory). The connector is made of metal and supplied with polypropylene spigots. Operating temperature: from -20 to +60 °C.

Application: Supply or exhaust ventilation systems of residential spaces. Wall-mounted. Connecting the 200x55 wall ventilation grille to FlexiVent ducts.

	Model	L [mm]	A [mm]	H [mm]	H1 [mm]
DN63	FlexiVent 0832200x55/63x2	203.5	176.5	75	112
DN75	FlexiVent 0832200x55/75x2	203.5	176.5	75	112



FlexiVent 0832200x55/63x2

Air flow capacity [m ³ /h]	Number of duct connections	Air supply	Air exhaust
		Resistance [Pa]	Resistance [Pa]
25	1	3.1	1.9
50	2	4.7	3.3

FlexiVent 0832200x55/75x2

Air flow capacity [m ³ /h]	Number of duct connections	Air supply	Air exhaust
		Resistance [Pa]	Resistance [Pa]
30	1	3.3	2.1
60	2	5.7	4.1

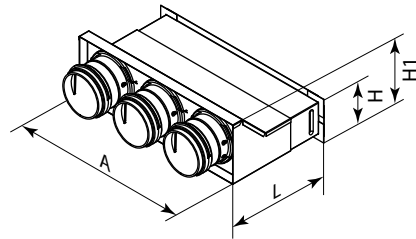


	Model	L [mm]	A [mm]	H [mm]	H1 [mm]
DN63	FlexiVent 0832300x55/63x3	303.5	172.4	75	112

Wall-mounted metal connector

Connection diameter Ø 63 mm. The duct is secured with a lock ring (included). The duct is fitted with a slip-on seal to retain air-tightness class C (available as an accessory). The connector is made of metal and supplied with polypropylene spigots. Operating temperature: from -20 to +60 °C.

Application: Supply or exhaust ventilation systems of residential spaces. Wall-mounted. Connecting the 300x55 wall ventilation grille to FlexiVent ducts.



FlexiVent 0832300x55/63x3

Air flow capacity [m ³ /h]	Number of duct connections	Air supply	Air exhaust
		Resistance [Pa]	Resistance [Pa]
25	1	2.9	1.8
50	2	4.3	2.8
75	3	6.5	4.5

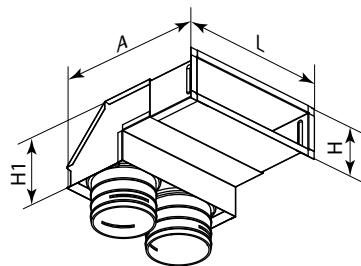


	Model	L [mm]	A [mm]	H [mm]	H1 [mm]
DN63	FlexiVent 0833200x55/63x2	225	237	75	110
DN75	FlexiVent 0833200x55/75x2	225	237	75	110

Wall-mounted metal connector

Connection diameter Ø 63 mm. The duct is secured with a lock ring (included). The duct is fitted with a slip-on seal to retain air-tightness class C (available as an accessory). The connector is made of metal and supplied with polypropylene spigots. Operating temperature: from -20 to +60 °C.

Application: Supply or exhaust ventilation systems of residential spaces. Wall-mounted. Connecting the 200x55 wall ventilation grille to FlexiVent ducts.



0833200x55/63x2

Air flow capacity [m ³ /h]	Number of duct connections	Air supply	Air exhaust
		Resistance [Pa]	Resistance [Pa]
25	1	3.1	1.9
50	2	4.7	3.3

0833200x55/75x2

Air flow capacity [m ³ /h]	Number of duct connections	Air supply	Air exhaust
		Resistance [Pa]	Resistance [Pa]
30	1	3.3	2.1
60	2	5.7	4.1



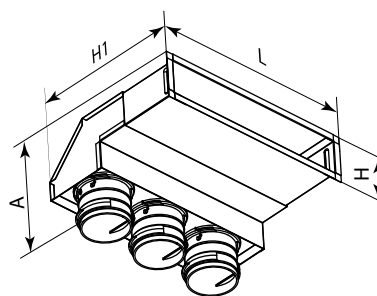
Wall-mounted metal connector

Connection diameter 63 mm. The duct is secured with the FlexiVent 0363 lock ring (included). The duct is fitted with the FlexiVent 0563 slip-on seal to retain air-tightness class C (available as an accessory). The connector is made of metal and supplied with polypropylene spigots.

Operating temperature: from -20 to +60 °C.

Application: Supply or exhaust ventilation systems of residential spaces. Wall-mounted. Connecting the ventilation grille to 63 mm ducts.

	Model	L [mm]	A [mm]	H [mm]	H1 [mm]
DN63	FlexiVent 0833300x55/63x3	324.5	159.5	75	251.4



FlexiVent 0833300x55/63x3

Air flow capacity [m ³ /h]	Number of duct connections	Air supply	Air exhaust
		Resistance [Pa]	Resistance [Pa]
25	1	2.9	1.8
50	2	4.3	2.8
75	3	6.5	4.5

Grilles

Vents grille designation	Cross-sectional area [m ²]	Air speed through the cross-section [m/s]					
		0.5	1	1.5	2	2.5	3
MV 120 V	0.0083	15	30	45	60	75	90
MV 125 PF	0.025	45	90	135	180	225	270
FlexiVent 0920300x100	0.0123	22	44	66	89	111	133
FlexiVent 0921300x100	0.0114	21	41	62	82	103	123
FlexiVent 0922300x100	0.0107	19	39	58	77	96	116
FlexiVent 0923300x100	0.0107	19	39	58	77	96	116
FlexiVent 0924300x100	0.016	29	58	86	115	144	173
FlexiVent 0925300x100	0.016	29	58	86	115	144	173
FlexiVent 0926300x100	0.0132	24	48	71	95	119	143
FlexiVent 0927300x100	0.0132	24	48	71	95	119	143
FlexiVent 0930200x55	0.0069	12	25	37	50	62	75
FlexiVent 0930300x55	0.0155	28	56	84	112	140	168



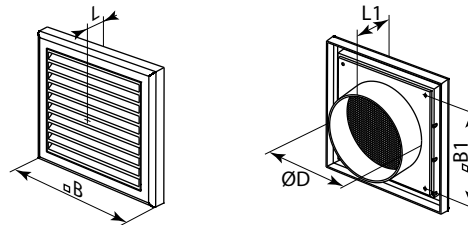
Grille

Connection diameter Ø 125 mm.
 Made of ABS plastic or polystyrene.
 The cross-sectional area is 0.0083 m².
 Secured with self-tapping screws.
 Includes a mosquito screen.

Application: Supply or exhaust ventilation systems of residential spaces.

Installed into wall-mounted connectors.

Model	B [mm]	L [mm]	B1 [mm]	L [mm]	ØD [mm]
MV 120 V	186	15	142	45	125



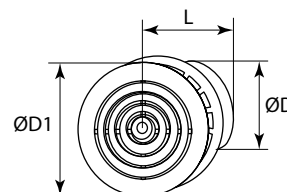
Grille

Connection diameter Ø 125 mm.
 Made of ABS plastic or polystyrene.
 The cross-sectional area is 0.025 m².
 Includes a mosquito screen.

Application: Supply or exhaust ventilation systems of residential spaces.

Installed into wall-mounted connectors.

Model	ØD [mm]	ØD1 [mm]	L [mm]
MV 125 PF	125	166	14



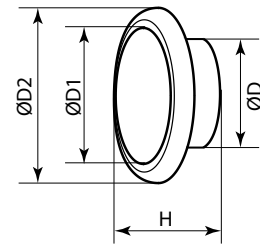
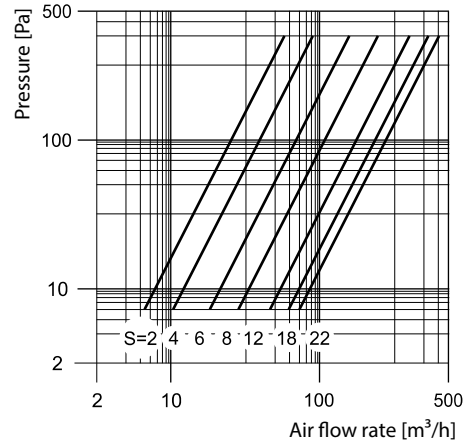
Model	ØD [mm]	ØD1 [mm]	ØD2 [mm]	H [mm]
AM 125 PRF	124	112	167	60



Disc valve

Connection diameter Ø 125 mm.
Made of ABS plastic or polystyrene.
The cross-sectional area is 0.0008 m².
Smooth air flow regulation.
Secured with spring brackets.

Application: Supply or exhaust ventilation systems of residential spaces.
Installed into wall-mounted connectors.



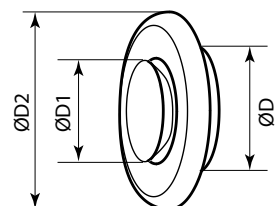
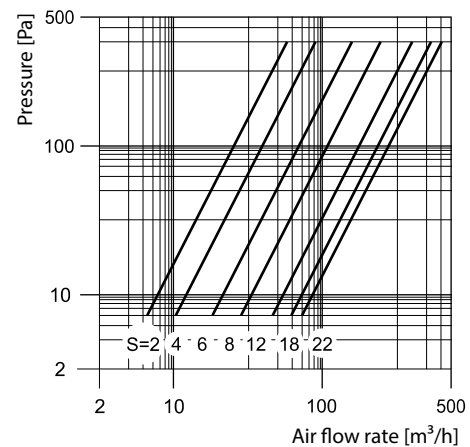
Model	ØD [mm]	ØD1 [mm]	ØD2 [mm]
AM 125 VRF	124	100	154



Disc valve

Connecting diameter Ø 125 mm.
Made of ABS plastic or polystyrene.
Infinitely adjustable airflow.

Application: Supply or exhaust ventilation systems of residential spaces.
Installed into wall-mounted connectors.





Floor-mounted metal grille

The connection dimension is 300x100 mm.

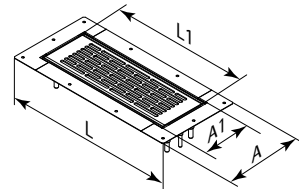
The grille is made of metal with a polymer coating. The cross-sectional area is 0.0123 m².

Secured with springs.

Application: Supply or exhaust ventilation systems of residential spaces.

Installed into floor-mounted connectors.

Model	L [mm]	L1 [mm]	A [mm]	A1 [mm]
FlexiVent 0920300x100	377.4	309	178.4	111.7



Floor-mounted metal grille

The connection dimension is 300x100 mm

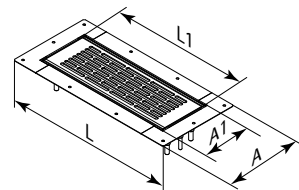
The grille is made of polished stainless steel. The cross-sectional area is 0.0114 m².

Secured with springs.

Application: Supply or exhaust ventilation systems of residential spaces.

Installed into floor-mounted connectors.

Model	A [mm]	L1 [mm]	A [mm]	A1 [mm]
FlexiVent 0921300x100	377.4	309	178.4	111.7



Floor-mounted metal overlay grille

The connection dimension is 300x100 mm.

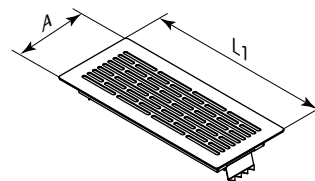
The grille is made of metal with a polymer coating. The cross-sectional area is 0.016 m².

Secured with springs.

Application: Supply or exhaust ventilation systems of residential spaces.

Installed into floor-mounted connectors.

Model	A [mm]	L [mm]
FlexiVent 0924300x100	151	351



Floor-mounted metal overlay grille

The connection dimension is 300x100 mm.

The grille is made of metal with a polymer coating.

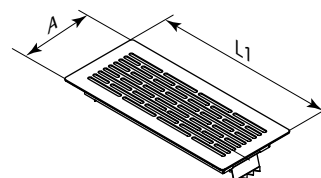
The cross-sectional area is 0.016 m².

Secured with springs.

Application: Supply or exhaust ventilation systems of residential spaces.

Installed into floor-mounted connectors.

Model	A [mm]	L1 [mm]
FlexiVent 0925300x100	151	351





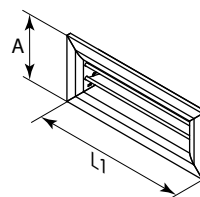
Wall-mounted metal grille

The connection dimension is 200x55 mm. The grille is made of aluminium with a polymer coating. The cross-sectional area is 0.0069 m².

Secured with springs.

Application: Supply or exhaust ventilation systems of residential spaces. Installed into wall-mounted connectors.

Model	A [mm]	L1 [mm]
FlexiVent 0930200x55	97	230



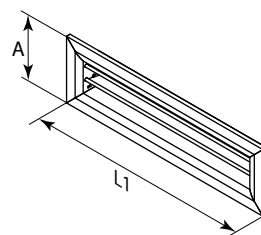
Wall-mounted metal grille

The connection dimension is 300x55 mm. The grille is made of aluminium with a polymer coating. The cross-sectional area is 0.0155 m².

Secured with springs.

Application: Supply or exhaust ventilation systems of residential spaces. Installed into wall-mounted connectors.

Model	A [mm]	L1 [mm]
FlexiVent 0930300x55	97	330



Air distribution boxes

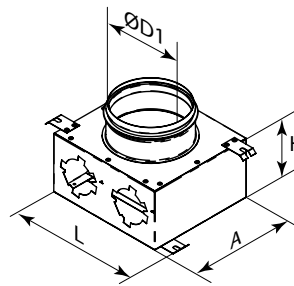


	Model	ØD1 [mm]	L [mm]	A [mm]	H [mm]
DN63	FlexiVent 1001125/63x2	124	196	178	100
DN75	FlexiVent 1001125/75x2	124	196	178	100

Metal air distribution box

The main air duct flange is sealed with a rubber gasket. The ducts are connected using FlexiVent flanges of appropriate size. The flanges are not included. Any unused ports are sealed off with FlexiVent air distribution box plugs. Made of steel with aluzinc coating.

Application: Supply or exhaust ventilation systems of residential spaces.
Distribution of air from the ventilation unit through the ducts.



FlexiVent 1001125/63x2

Air flow capacity [m ³ /h]	Number of duct connections	Air supply	Air exhaust
		Resistance [Pa]	Resistance [Pa]
25	1	3.0	1.9
50	2	4.5	3.1

FlexiVent 1001125/75x2

Air flow capacity [m ³ /h]	Number of duct connections	Air supply	Air exhaust
		Resistance [Pa]	Resistance [Pa]
30	1	3.2	2.1
60	2	5.4	3.7

Technical specification



Metal air distribution box

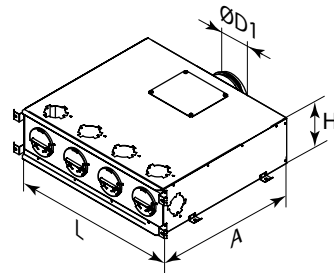
The main air duct flange is sealed with a rubber gasket. The ducts are connected using FlexiVent flanges of appropriate size. The flanges are not included. Any unused ports are sealed off with FlexiVent air distribution box plugs.

Made of steel with aluzinc coating.

Internal sound insulation layer.

Application: Supply or exhaust ventilation systems of residential spaces. Distribution of air from the ventilation unit through the ducts.

	Model	ØD1 [mm]	L [mm]	A [mm]	H [mm]
DN63	FlexiVent 1001125/63x6	124	554	470	150
DN75	FlexiVent 1001125/75x6	124	554	470	150



FlexiVent 1001125/63x6

Air flow capacity [m ³ /h]	Number of duct connections	Air supply	Air exhaust
		Resistance [Pa]	Resistance [Pa]
25	1	2.6	1.6
50	2	2.9	1.9
75	3	3.4	2.3
100	4	4.1	2.9
125	5	5.0	3.8
150	6	6.1	4.7

FlexiVent 1001125/75x6

Air flow capacity [m ³ /h]	Number of duct connections	Air supply	Air exhaust
		Resistance [Pa]	Resistance [Pa]
30	1	2.6	1.6
60	2	3.1	2.0
90	3	3.8	2.7
120	4	4.8	3.6
150	5	6.1	4.7
180	6	7.7	6.2



Metal air distribution box

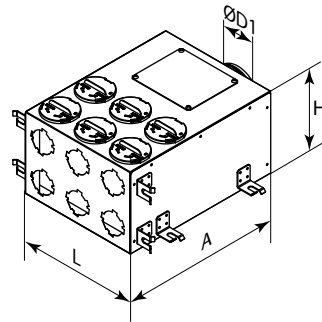
The main air duct flange is sealed with a rubber gasket. The ducts are connected using FlexiVent flanges of appropriate size. The flanges are not included. Any unused ports are sealed off with FlexiVent air distribution box plugs.

Made of steel with aluzinc coating. Internal sound insulation layer.

Application: Supply or exhaust ventilation systems of residential spaces.

Distribution of air from the ventilation unit through the ducts.

	Model	ØD1 [mm]	L [mm]	A [mm]	H [mm]
DN63	FlexiVent 1002125/63x6	124	300	400	202
DN75	FlexiVent 1002125/75x6	124	300	400	202



FlexiVent 1002125/63x6

Air flow capacity [m³/h]	Number of duct connections	Air supply	Air exhaust
		Resistance [Pa]	Resistance [Pa]
25	1	2.6	1.6
50	2	2.8	1.8
75	3	3.2	2.1
100	4	3.8	2.6
125	5	4.5	3.3
150	6	5.4	4.0

FlexiVent 1002125/75x6

Air flow capacity [m³/h]	Number of duct connections	Air supply	Air exhaust
		Resistance [Pa]	Resistance [Pa]
30	1	2.6	1.6
60	2	3.0	1.9
90	3	3.5	2.4
120	4	4.3	3.1
150	5	5.4	4.0
180	6	6.6	5.1

Technical specification



Metal air distribution box

The main air duct flange is sealed with a rubber gasket. The ducts are connected using FlexiVent flanges of appropriate size. The flanges are not included. Any unused ports are sealed off with

FlexiVent air distribution box plugs.

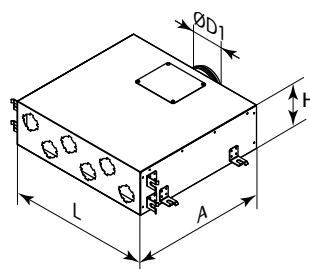
Made of steel with aluzinc coating.

Internal sound insulation layer.

Application: Supply or exhaust ventilation systems of residential spaces.

Distribution of air from the ventilation unit through the ducts.

	Model	ØD1 [mm]	L [mm]	A [mm]	H [mm]
DN63	FlexiVent 1003125/63x6	124	530	500	162
DN75	FlexiVent 1003125/75x6	124	530	500	162



FlexiVent 1003125/63x6

Air flow capacity [m³/h]	Number of duct connections	Air supply	Air exhaust
		Resistance [Pa]	Resistance [Pa]
25	1	2.6	1.6
50	2	2.8	1.8
75	3	3.2	2.1
100	4	3.8	2.6
125	5	4.5	3.3
150	6	5.4	4.0

FlexiVent 1003125/75x6

Air flow capacity [m³/h]	Number of duct connections	Air supply	Air exhaust
		Resistance [Pa]	Resistance [Pa]
30	1	2.6	1.6
60	2	3.0	1.9
90	3	3.5	2.4
120	4	4.3	3.1
150	5	5.4	4.0
180	6	6.6	5.1



Metal air distribution box

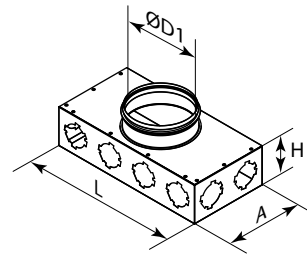
The main air duct flange is sealed with a rubber gasket. The ducts are connected using FlexiVent flanges of appropriate size. The flanges are not included. Any unused ports are sealed off with FlexiVent air distribution box plugs.

Made of steel with aluzinc coating.

Application: Supply or exhaust ventilation systems of residential spaces.

Distribution of air from the ventilation unit through the ducts.

	Model	ØD1 [mm]	L [mm]	A [mm]	H [mm]
DN63	FlexiVent 1001160/63x8	159	400	200	100
DN75	FlexiVent 1001150/75x8	149	400	200	100
DN75	FlexiVent 1001160/75x8	159	400	200	100



FlexiVent 1001160/63x8

Air flow capacity [m³/h]	Number of duct connections	Air supply	Air exhaust
		Resistance [Pa]	Resistance [Pa]
25	1	2.6	1.6
50	2	3.0	1.9
75	3	3.5	2.4
100	4	4.3	3.2
125	5	5.4	4.1
150	6	6.6	5.3
175	7	8.1	6.6
200	8	9.9	8.2

FlexiVent 1001150/75x8, FlexiVent 1001160/75x8

Air flow capacity [m³/h]	Number of duct connections	Air supply	Air exhaust
		Resistance [Pa]	Resistance [Pa]
30	1	2.7	1.7
60	2	3.2	2.1
90	3	4.0	2.9
120	4	5.1	3.9
150	5	6.6	5.3
180	6	8.5	6.9
210	7	10.6	8.9
240	8	13.1	11.2

Technical specification



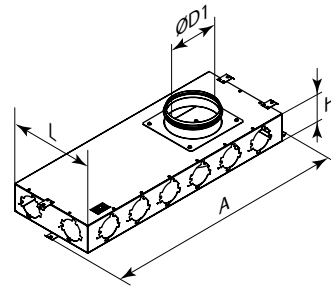
Metal air distribution box

The main air duct flange is sealed with a rubber gasket. The $\varnothing 75$ mm ducts are connected using the appropriate FlexiVent O275 flanges. The flanges are not included. Any unused ports are sealed off with the FlexiVent O30975 air distribution box plugs.

Made of steel with aluzinc coating.

Application: Supply or exhaust ventilation systems of residential spaces. To distribute air from the air handling unit.

	Model	$\varnothing D1$ [mm]	L [mm]	A [mm]	H [mm]
DN75	FlexiVent 1002160/75x8	160	290	827.9	95



FlexiVent 1002160/75x6

Air flow capacity [m ³ /h]	Number of duct connections	Air supply	Air exhaust
		Resistance [Pa]	Resistance [Pa]
30	1	2.7	1.7
60	2	3.2	2.1
90	3	4.0	2.9
120	4	5.1	3.9
150	5	6.6	5.3
180	6	8.5	6.9
210	7	10.6	8.9
240	8	13.1	11.2

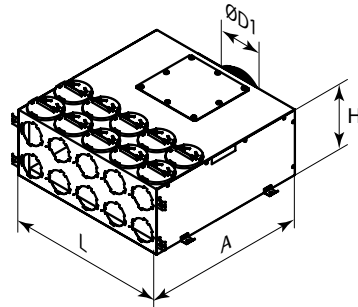


Metal air distribution box

The main air duct flange is sealed with a rubber gasket. The ducts are connected using FlexiVent flanges of appropriate size. The flanges are not included. Any unused ports are sealed off with FlexiVent air distribution box plugs. Made of steel with aluzinc coating. Internal sound insulation layer.

Application: Supply or exhaust ventilation systems of residential spaces. Distribution of air from the ventilation unit through the ducts.

	Model	ØD1 [mm]	L [mm]	A [mm]	H [mm]
DN75	FlexiVent 1001150/75x10	149	500	500	205



FlexiVent 1001150/75x10

Air flow capacity [m ³ /h]	Number of duct connections	Air supply	Air exhaust
		Resistance [Pa]	Resistance [Pa]
30	1	2.6	1.6
60	2	3.0	1.9
90	3	3.5	2.4
120	4	4.3	3.1
150	5	5.4	4.0
180	6	6.6	5.1
210	7	8.1	6.4
240	8	9.9	8.0
270	9	11.8	9.7
300	10	14.0	11.6

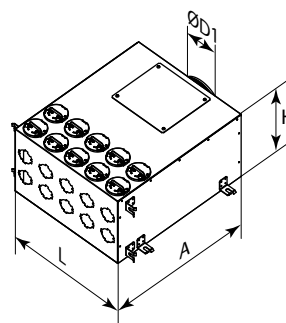


Metal air distribution box

The main air duct flange is sealed with a rubber gasket. The ducts are connected using FlexiVent flanges of appropriate size. The flanges are not included. Any unused ports are sealed off with FlexiVent air distribution box plugs. Made of steel with aluzinc coating. Internal sound insulation layer.

Application: Supply or exhaust ventilation systems of residential spaces. Distribution of air from the ventilation unit through the ducts.

	Model	ØD1 [mm]	L [mm]	A [mm]	H [mm]
DN63	FlexiVent 1001160/63x10	159	500	500	202
DN75	FlexiVent 1001160/75x10	159	500	500	202



FlexiVent 1001160/63x10

Air flow capacity [m³/h]	Number of duct connections	Air supply	Air exhaust
		Resistance [Pa]	Resistance [Pa]
25	1	2.6	1.6
50	2	2.8	1.8
75	3	3.2	2.1
100	4	3.8	2.6
125	5	4.5	3.3
150	6	5.4	4.0
175	7	6.4	4.9
200	8	7.6	6.0
225	9	9.0	7.2
250	10	10.5	8.5

FlexiVent 1001160/75x10

Air flow capacity [m³/h]	Number of duct connections	Air supply	Air exhaust
		Resistance [Pa]	Resistance [Pa]
30	1	2.6	1.6
60	2	3.0	1.9
90	3	3.5	2.4
120	4	4.3	3.1
150	5	5.4	4.0
180	6	6.6	5.1
210	7	8.1	6.4
240	8	9.9	8.0
270	9	11.8	9.7
300	10	14.0	11.6

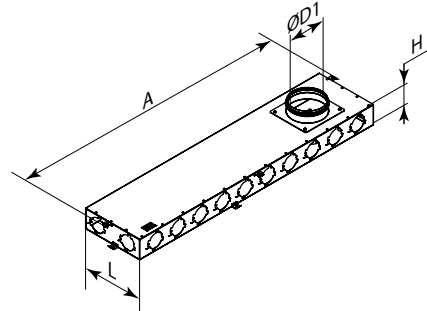


Metal air distribution box

The main air duct flange is sealed with a rubber gasket. The \varnothing 75 mm ducts are connected using the appropriate FlexiVent 0275 flanges. The flanges are not included. Any unused ports are sealed off with the FlexiVent 030975 air distribution box plugs. Made of steel with aluzinc coating.

Application: Supply or exhaust ventilation systems of residential spaces. Distribution of air from the ventilation unit through the ducts.

	Model	\varnothing D1 [mm]	L [mm]	A [mm]	H [mm]
DN75	FlexiVent 1001160/75x12	160	290	1307.9	107



FlexiVent 1001160/75x12

Air flow capacity [m ³ /h]	Number of duct connections	Air supply	Air exhaust
		Resistance [Pa]	Resistance [Pa]
30	1	2.6	1.6
60	2	3.0	1.9
90	3	3.5	2.4
120	4	4.3	3.1
150	5	5.4	4.0
180	6	6.6	5.1
210	7	8.1	6.4
240	8	9.9	8.0
270	9	11.8	9.7
300	10	14.0	11.6
330	11	22.5	19.8
360	12	26.3	23.3

Technical specification

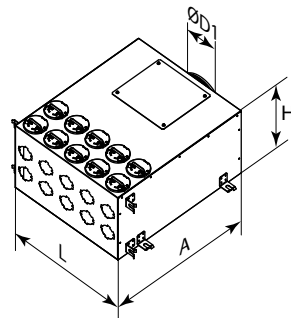


Metal air distribution box

The main air duct flange is sealed with a rubber gasket. The ducts are connected using FlexiVent flanges of appropriate size. The flanges are not included. Any unused ports are sealed off with FlexiVent air distribution box plugs. Made of steel with aluzinc coating. Internal sound insulation layer.

Application: Supply or exhaust ventilation systems of residential spaces. Distribution of air from the ventilation unit through the ducts.

	Model	ØD1 [mm]	L [mm]	A [mm]	H [mm]
DN63	FlexiVent 1001200/63x10	199	500	600	302
DN75	FlexiVent 1001200/75x10	199	500	600	302



FlexiVent 1001200/63x10

Air flow capacity [m³/h]	Number of duct connections	Air supply	Air exhaust
		Resistance [Pa]	Resistance [Pa]
25	1	2.6	1.6
50	2	2.8	1.8
75	3	3.2	2.1
100	4	3.8	2.6
125	5	4.5	3.3
150	6	5.4	4.0
175	7	6.4	4.9
200	8	7.6	6.0
225	9	9.0	7.2
250	10	10.5	8.5

FlexiVent 1001200/75x10

Air flow capacity [m³/h]	Number of duct connections	Air supply	Air exhaust
		Resistance [Pa]	Resistance [Pa]
30	1	2.6	1.6
60	2	3.0	1.9
90	3	3.5	2.4
120	4	4.3	3.1
150	5	5.4	4.0
180	6	6.6	5.1
210	7	8.1	6.4
240	8	9.9	8.0
270	9	11.8	9.7
300	10	14.0	11.6

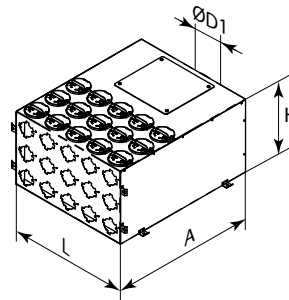


Metal air distribution box

The main air duct flange is sealed with a rubber gasket. The ducts are connected using FlexiVent flanges of appropriate size. The flanges are not included. Any unused ports are sealed off with FlexiVent air distribution box plugs. Made of steel with aluzinc coating. Internal sound insulation layer.

Application: Supply or exhaust ventilation systems of residential spaces. Distribution of air from the ventilation unit through the ducts.

	Model	ØD1 [mm]	L [mm]	A [mm]	H [mm]
DN63	FlexiVent 1001200/63x15	199	500	600	302
DN75	FlexiVent 1001200/75x15	199	500	600	302



FlexiVent 1001200/63x15

Air flow capacity [m³/h]	Number of duct connections	Air supply	Air exhaust
		Resistance [Pa]	Resistance [Pa]
25	1	2.6	1.6
50	2	2.8	1.8
75	3	3.2	2.1
100	4	3.8	2.6
125	5	4.5	3.3
150	6	5.4	4.0
175	7	6.4	4.9
200	8	7.6	6.0
225	9	9.0	7.2
250	10	10.5	8.5
275	11	12.2	10.0
300	12	14.0	11.6
325	13	16.0	13.3
350	14	18.2	15.2
375	15	20.5	17.3

FlexiVent 1001200/75x15

Air flow capacity [m³/h]	Number of duct connections	Air supply	Air exhaust
		Resistance [Pa]	Resistance [Pa]
25	1	2.6	1.6
50	2	3.0	1.9
75	3	3.5	2.4
100	4	4.3	3.1
125	5	5.4	4.0
150	6	6.6	5.1
175	7	8.1	6.4
200	8	9.9	8.0
225	9	11.8	9.7
250	10	14.0	11.6
275	11	16.4	13.7
300	12	19.1	16.0
325	13	22.0	18.5
350	14	25.1	21.3
375	15	28.4	24.2

Accessories

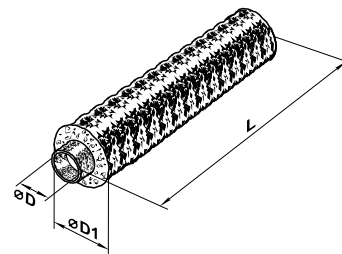


Flexible insulated duct

The duct is made of aluminum foil and laminated with polyether film. Higher ductility and temperature resistance (briefly to 120 °C). The duct is fixed to the spigots using the clamps or the ALT mounting tape.

Application: supply or exhaust ventilation systems of residential spaces. Connecting air handling units to air distribution boxes.

Model	ØD [mm]	ØD1 [mm]	L [m]
Isovent H/127/7.6	127	152	7.6
Isovent H/152/7.6	152	177	7.6
Isovent H/162/7.6	162	187	7.6
Isovent H/203/7.6	203	228	7.6



Product item	Isovent H
Size range [mm]	127;152;162; 203;
Air duct base	Metallized polyester film (45 µm)
Air duct wire	Steel spring, 0.8-1.5 mm thick
Insulation	Mineral wool, 25 mm
Outer sleeve	Metallized polyester film (45 µm)
Temperature range, °C	from -30 to +120
Standard length [m]	7.6
Available lengths (cutting) [m]	7.6
Air speed [m/s]	300
Maximum operating pressure [Pa]	3000

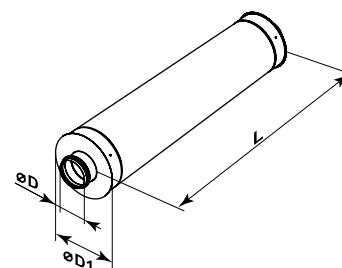


Silencer

The galvanized steel casing of the SR silencer is filled with flameproof sound insulating material and equipped with protecting covering against fiber blowing-out. The silencers are equipped with connecting flanges with rubber sealing for airtight connection to the air ducts.

Application: the silencer is applied for noise absorption produced during the ventilating equipment operation and spread along the ducting systems.

Model	Dimensions [mm]		
	ØD	ØD1	L
SR 125/900	125	225	900
SR 150/900	149	250	900
SR 160/900	159	252	900
SR 200/900	198	318	900





Metal hood

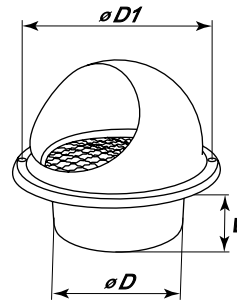
Made of stainless steel.

Equipped with a protective grid.

Rubber seals for tight contact to the wall.

Fixing with screws.

Application: decoration of supply and exhaust ventilation outlets.



Model	Dimensions [mm]			Cross-sectional area [cm ²]
	ØD	ØD1	L	
MVM 122 bVs N	120	165	52	82
MVM 152 bVs N	145	192	62	126
MVM 162 bVs N	155	192	62	135
MVM 202 bVs N	195	253	73	178

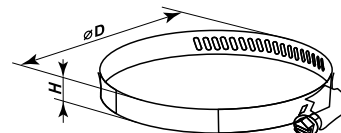



Clamp

Made of galvanized steel.

Application: connecting flexible insulated ducts to spigots of air handling units and to air distribution boxes.

Model	Dimensions [mm]	
	ØD	H
C 125 Z	110-130	9
C 150 Z	140-160	9
C 160 Z	150-170	9
C 200 Z	190-210	9



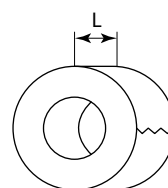


Aluminium mounting tape ALT 050/10

Made of aluminium and PET foil covered with glue layer. The tape is supplied in rolls and the glue layer is protected with an extra protecting layer.

Application: protection against external impacts and sealing of connections of flexible insulated ducts to other system elements.

Model	ALT 050/10
Length [m]	10
Width L [mm]	50
Total tape thickness [μm]	32
Breaking force	57 N / 25 [mm^2]
Elongation at break [no less %]	3
Adhesiveness	8.25 N / 25 [mm^2]
Operating temperature [$^{\circ}\text{C}$]	from +10 to +40
Max. working area surface [$^{\circ}\text{C}$]	+100
UV-resistance	yes



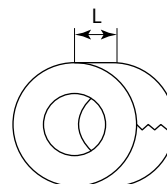
Butyl rubber sealing tape BLG 050/15

Made of butyl rubber.

The tape is supplied in rolls and the glue layer is protected with an extra protecting layer. Waterproof.

Application: sealing of duct/flange connection before casting.

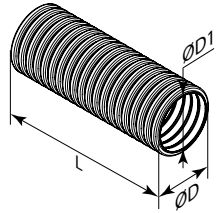
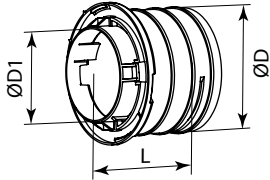
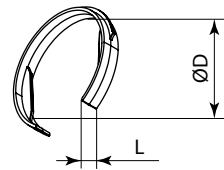
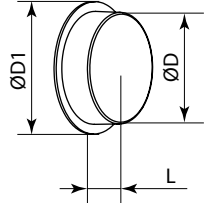
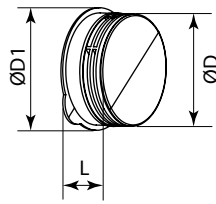
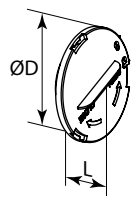
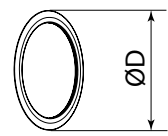
Model	BLG 050/15
Length [m]	15
Width L [mm]	50
Base thickness [μm]	30
Operating temperature [$^{\circ}\text{C}$]	from +5 to +30
Working temperature [$^{\circ}\text{C}$]	from -20 to +70

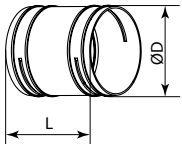
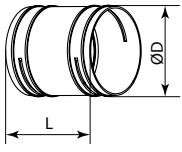
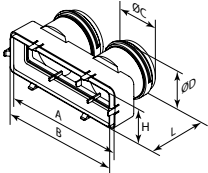
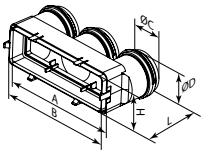
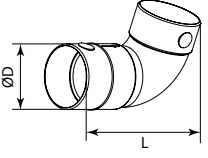
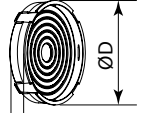

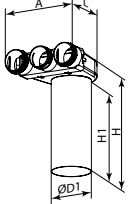
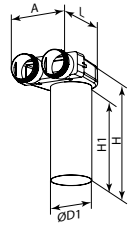
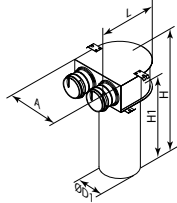


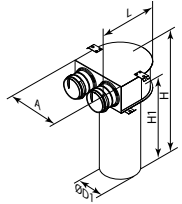
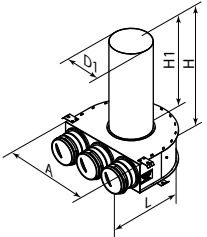
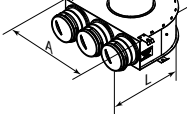
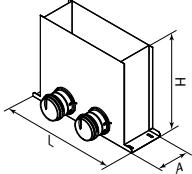
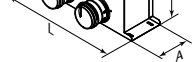
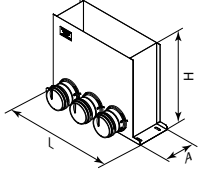
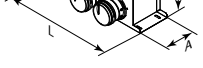
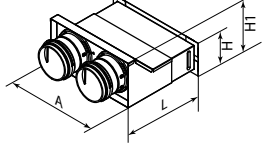

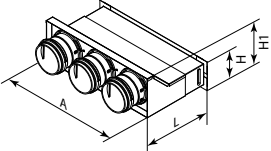
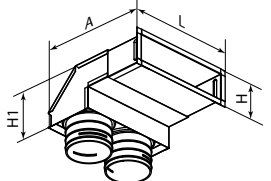

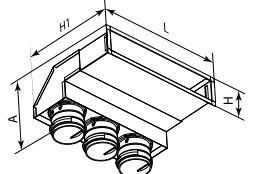
Product name		Unit measure	Number in a package	Dimension [m]			Volume [m ³]	Gross weight [kg]
				Length	Width	Height		
Round duct	FlexiVent 01635000	[m]	50	1	1	0.570	0.57	15.5
Round duct	FlexiVent 01755000	[m]	50	0.980	0.980	0.660	0.633	15.8
Round duct with antibacterial and antistatic treatment	FlexiVent 0101635000	[m]	50	1	1	0.570	0.57	15.5
Round duct with antibacterial and antistatic treatment	FlexiVent 0101755000	[m]	50	0.980	0.980	0.660	0.633	15.8
Round duct with antistatic treatment	FlexiVent 0102635000	[m]	50	1	1	0.570	0.57	15.5
Round duct with antistatic treatment	FlexiVent 0102755000	[m]	50	0.980	0.980	0.660	0.633	15.8
Round flange	FlexiVent 0263	[pcs]	100	0.380	0.480	0.300	0.054	6.5
Round flange	FlexiVent 0275	[pcs]	80	0.320	0.500	0.365	0.058	5.8
Lock ring	FlexiVent 0363	[pcs]	100	0.360	0.165	0.165	0.009	0.9
Lock ring	FlexiVent 0375	[pcs]	100	0.360	0.165	0.165	0.009	1.05
Round pipe plug	FlexiVent 030163	[pcs]	210	0.310	0.210	0.315	0.02	2.67
Round pipe plug	FlexiVent 030175	[pcs]	100	0.310	0.215	0.210	0.02	1.65
Round flange plug	FlexiVent 030263	[pcs]	30	0.310	0.210	0.215	0.013	1.82
Round flange plug	FlexiVent 030275	[pcs]	30	0.360	0.165	0.360	0.021	1.18
Air distribution box plug	FlexiVent 030963	[pcs]	100	0.310	0.210	0.315	0.020	2.8
Air distribution box plug	FlexiVent 030975	[pcs]	210	0.460	0.350	0.305	0.049	7.23
Seal ring	FlexiVent 0563	[pcs]	60	0.360	0.165	0.165	0.009	1.65
Seal ring	FlexiVent 0575	[pcs]	400	0.360	0.165	0.165	0.009	1.35
Coupling sleeve	FlexiVent 060163	[pcs]	60	0.490	0.400	0.230	0.045	3.9
Coupling sleeve	FlexiVent 060175	[pcs]	40	0.490	0.400	0.230	0.045	3.1
FlexiVent-Plastivent adapter sleeve	FlexiVent 060163/204x60	[pcs]	12	0.455	0.270	0.240	0.029	3.5
FlexiVent-Plastivent adapter sleeve	FlexiVent 060175/204x60	[pcs]	12	0.455	0.270	0.240	0.029	3.00
Round bend	FlexiVent 060375	[pcs]	25	0.460	0.350	0.305	0.049	5.9
Round air throttling damper	FlexiVent 0763	[pcs]	100	0.165	0.200	0.200	0.006	0.75
Round air throttling damper	FlexiVent 0775	[pcs]	100	0.410	0.140	0.150	0.008	0.9
Ceiling-mounted plastic connector	FlexiVent 0810125/63x3	[pcs]	2	0.465	0.265	0.340	0.041	1.75
Ceiling-mounted plastic connector	FlexiVent 0810125/75x2	[pcs]	2	0.390	0.340	0.425	0.056	2.95
Ceiling-mounted metal connector	FlexiVent 0811125/63x3	[pcs]	2	0.535	0.375	0.385	0.077	3.75
Ceiling-mounted metal connector	FlexiVent 0811125/63x2	[pcs]	2	0.390	0.340	0.425	0.056	2.7
Ceiling-mounted metal connector	FlexiVent 0811125/75x2	[pcs]	2	0.390	0.340	0.425	0.056	2.95
Floor-mounted metal connector	FlexiVent 0821300x100/63x3	[pcs]	1	0.320	0.215	0.320	0.022	1.98
Floor-mounted metal connector	FlexiVent 0821300x100/63x2	[pcs]	1	0.420	0.215	0.320	0.028	1.9

Packing Standards

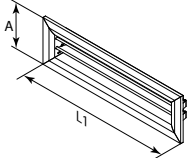
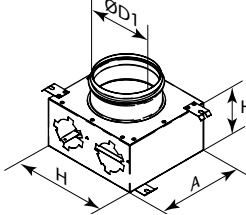
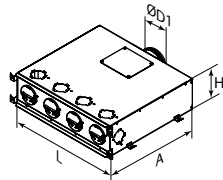
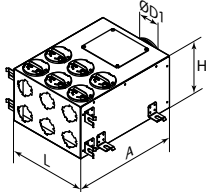
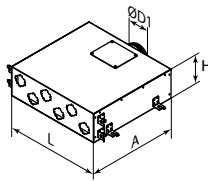
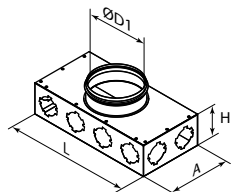
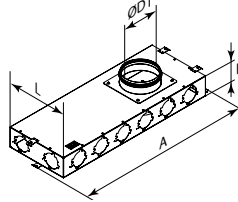
Product name		Unit measure	Number in a package	Dimension [m]			Volume [m ³]	Gross weight [kg]
				Length	Width	Height		
Floor-mounted metal connector	FlexiVent 0821300x100/75x2	[pcs]	1	0.420	0.215	0.320	0.028	1.91
Wall-mounted metal connector	FlexiVent 0832300x55/63x3	[pcs]	2	0.345	0.345	0.95	0.11	2.75
Wall-mounted metal connector	FlexiVent 0832200x55/63x2	[pcs]	2	0.260	0.255	0.255	0.016	2.1
Wall-mounted metal connector	FlexiVent 0832200x55/75x2	[pcs]	2	0.260	0.255	0.225	0.016	2.1
Wall-mounted metal connector	FlexiVent 0833200x55/63x2	[pcs]	2	0.260	0.255	0.225	0.014	1.9
Wall-mounted metal connector	FlexiVent 0833200x55/75x2	[pcs]	2	0.260	0.255	0.225	0.014	2.2
Grille	MV 120 V	[pcs]	24	0.490	0.400	0.230	0.045	4.53
Grille	MV 125 PF	[pcs]	20	0.490	0.400	0.230	0.045	3.25
Disc valve	AM 125 VRF	[pcs]	8	0.340	0.340	0.190	0.021	3.2
Floor-mounted metal overlay grille	FlexiVent 0924300x100	[pcs]	4	0.400	0.280	0.190	0.021	4.1
Floor-mounted metal overlay grille	FlexiVent 0925300x100	[pcs]	4	0.400	0.280	0.190	0.021	4.1
Metal air distribution box	FlexiVent 1001125/63x2	[pcs]	2	0.320	0.285	0.195	0.018	2.15
Metal air distribution box	FlexiVent 1001125/75x2	[pcs]	2	0.320	0.285	0.195	0.017	2.1
Metal air distribution box	FlexiVent 1001125/63x6	[pcs]	1	0.620	0.620	0.190	0.073	6.46
Metal air distribution box	FlexiVent 1001125/75x6	[pcs]	2	0.625	0.565	0.315	0.111	12.9
Metal air distribution sound-insulated box	FlexiVent 1002125/63x6	[pcs]	1	0.495	0.405	0.235	0.047	4.65
Metal air distribution sound-insulated box	FlexiVent 1002125/75x6	[pcs]	2	0.475	0.385	0.455	0.083	7.95
Metal air distribution box	FlexiVent 1003125/63x6	[pcs]	1	0.495	0.405	0.235	0.047	4.65
Metal air distribution box	FlexiVent 1003125/75x6	[pcs]	1	0.620	0.620	0.190	0.073	7.5
Metal air distribution box	FlexiVent 1001160/63x8	[pcs]	5	0.845	0.465	0.255	0.088	6.95
Metal air distribution box	FlexiVent 1001160/75x8	[pcs]	5	0.845	0.465	0.225	0.100	7.15
Metal air distribution box	FlexiVent 1001150/75x10	[pcs]	1	0.595	0.595	0.245	0.087	7.21
Metal air distribution box	FlexiVent 1001160/63x10	[pcs]	1	0.595	0.595	0.245	0.087	7.19
Metal air distribution box	FlexiVent 1001160/75x10	[pcs]	1	0.595	0.595	0.245	0.087	7.21
Metal air distribution box	FlexiVent 1001200/63x10	[pcs]	1	0.700	0.560	0.360	0.141	9.85
Metal air distribution box	FlexiVent 1001200/75x10	[pcs]	1	0.700	0.560	0.360	0.141	9.85
Metal air distribution box	FlexiVent 1001200/63x15	[pcs]	1	0.695	0.555	0.355	0.137	10.05
Metal air distribution box	FlexiVent 001200/75x15	[pcs]	1	0.700	0.560	0.360	0.141	10.00

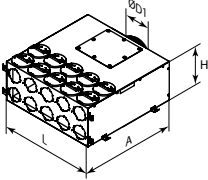
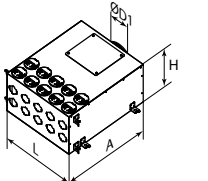
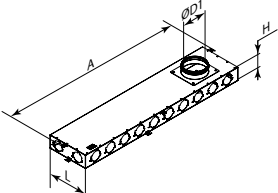
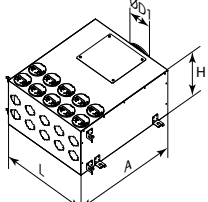
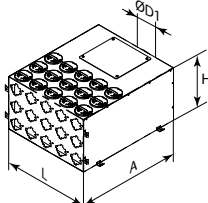
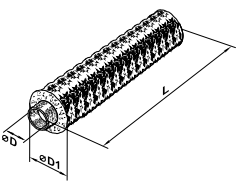
Round duct	FlexiVent 01635000								
Round duct with antibacterial and antistatic treatment	FlexiVent 0101635000	<table border="1"> <thead> <tr> <th>ØD [mm]</th> <th>ØD1 [mm]</th> <th>L [m]</th> </tr> </thead> <tbody> <tr> <td>63</td> <td>51.3</td> <td>50</td> </tr> </tbody> </table>		ØD [mm]	ØD1 [mm]	L [m]	63	51.3	50
ØD [mm]	ØD1 [mm]	L [m]							
63	51.3	50							
Round duct with antistatic treatment	FlexiVent 0102635000								
Round duct	FlexiVent 01755000								
Round duct with antibacterial and antistatic treatment	FlexiVent 0101755000	<table border="1"> <thead> <tr> <th>ØD [mm]</th> <th>ØD1 [mm]</th> <th>L [m]</th> </tr> </thead> <tbody> <tr> <td>75</td> <td>63,3</td> <td>50</td> </tr> </tbody> </table>	ØD [mm]	ØD1 [mm]	L [m]	75	63,3	50	
ØD [mm]	ØD1 [mm]	L [m]							
75	63,3	50							
Round duct with antistatic treatment	FlexiVent 0102755000								
Round flange	FlexiVent 0263	<table border="1"> <thead> <tr> <th>ØD [mm]</th> <th>ØD1 [mm]</th> <th>L [mm]</th> </tr> </thead> <tbody> <tr> <td>74</td> <td>54</td> <td>77</td> </tr> </tbody> </table>	ØD [mm]	ØD1 [mm]	L [mm]	74	54	77	
ØD [mm]	ØD1 [mm]	L [mm]							
74	54	77							
Round flange	FlexiVent 0275	<table border="1"> <thead> <tr> <th>ØD [mm]</th> <th>ØD1 [mm]</th> <th>L [mm]</th> </tr> </thead> <tbody> <tr> <td>86</td> <td>66</td> <td>77</td> </tr> </tbody> </table>	ØD [mm]	ØD1 [mm]	L [mm]	86	66	77	
ØD [mm]	ØD1 [mm]	L [mm]							
86	66	77							
Lock ring	FlexiVent 0363	<table border="1"> <thead> <tr> <th>ØD [mm]</th> <th>L [mm]</th> </tr> </thead> <tbody> <tr> <td>69</td> <td>13</td> </tr> </tbody> </table>	ØD [mm]	L [mm]	69	13			
ØD [mm]	L [mm]								
69	13								
Lock ring	FlexiVent 0375	<table border="1"> <thead> <tr> <th>ØD [mm]</th> <th>L [mm]</th> </tr> </thead> <tbody> <tr> <td>84</td> <td>13</td> </tr> </tbody> </table>	ØD [mm]	L [mm]	84	13			
ØD [mm]	L [mm]								
84	13								
Round pipe plug	FlexiVent 030163	<table border="1"> <thead> <tr> <th>D [mm]</th> <th>D1 [mm]</th> <th>L [mm]</th> </tr> </thead> <tbody> <tr> <td>51.4</td> <td>63</td> <td>20</td> </tr> </tbody> </table>	D [mm]	D1 [mm]	L [mm]	51.4	63	20	
D [mm]	D1 [mm]	L [mm]							
51.4	63	20							
Round pipe plug	FlexiVent 030175	<table border="1"> <thead> <tr> <th>D [mm]</th> <th>D1 [mm]</th> <th>L [mm]</th> </tr> </thead> <tbody> <tr> <td>63.2</td> <td>75</td> <td>20</td> </tr> </tbody> </table>	D [mm]	D1 [mm]	L [mm]	63.2	75	20	
D [mm]	D1 [mm]	L [mm]							
63.2	75	20							
Round flange plug	FlexiVent 030263	<table border="1"> <thead> <tr> <th>ØD [mm]</th> <th>ØD1 [mm]</th> <th>L [mm]</th> </tr> </thead> <tbody> <tr> <td>69</td> <td>80</td> <td>30</td> </tr> </tbody> </table>	ØD [mm]	ØD1 [mm]	L [mm]	69	80	30	
ØD [mm]	ØD1 [mm]	L [mm]							
69	80	30							
Round flange plug	FlexiVent 030275	<table border="1"> <thead> <tr> <th>ØD [mm]</th> <th>ØD1 [mm]</th> <th>L [mm]</th> </tr> </thead> <tbody> <tr> <td>77</td> <td>95</td> <td>32</td> </tr> </tbody> </table>	ØD [mm]	ØD1 [mm]	L [mm]	77	95	32	
ØD [mm]	ØD1 [mm]	L [mm]							
77	95	32							
Air distribution box plug	FlexiVent 030963	<table border="1"> <thead> <tr> <th>ØD [mm]</th> <th>L [mm]</th> </tr> </thead> <tbody> <tr> <td>84</td> <td>29</td> </tr> </tbody> </table>	ØD [mm]	L [mm]	84	29			
ØD [mm]	L [mm]								
84	29								
Air distribution box plug	FlexiVent 030975	<table border="1"> <thead> <tr> <th>ØD [mm]</th> <th>L [mm]</th> </tr> </thead> <tbody> <tr> <td>96</td> <td>29</td> </tr> </tbody> </table>	ØD [mm]	L [mm]	96	29			
ØD [mm]	L [mm]								
96	29								
Seal ring	FlexiVent 0563	<table border="1"> <thead> <tr> <th>ØD [mm]</th> </tr> </thead> <tbody> <tr> <td>67</td> </tr> </tbody> </table>	ØD [mm]	67					
ØD [mm]									
67									
Seal ring	FlexiVent 0575	<table border="1"> <thead> <tr> <th>ØD [mm]</th> </tr> </thead> <tbody> <tr> <td>79</td> </tr> </tbody> </table>	ØD [mm]	79					
ØD [mm]									
79									

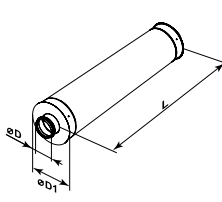
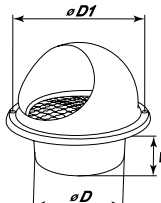
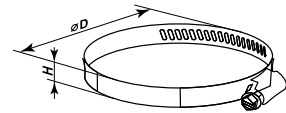
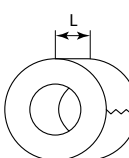
Coupling sleeve	FlexiVent 060163	<table border="1"> <thead> <tr> <th>ØD [mm]</th> <th>L [mm]</th> </tr> </thead> <tbody> <tr> <td>70</td> <td>95</td> </tr> </tbody> </table>	ØD [mm]	L [mm]	70	95									
ØD [mm]	L [mm]														
70	95														
Coupling sleeve	FlexiVent 060175	<table border="1"> <thead> <tr> <th>ØD [mm]</th> <th>L [mm]</th> </tr> </thead> <tbody> <tr> <td>79</td> <td>95</td> </tr> </tbody> </table>	ØD [mm]	L [mm]	79	95									
ØD [mm]	L [mm]														
79	95														
FlexiVent-Plastivent adapter sleeve	FlexiVent 060175/204x60	<table border="1"> <thead> <tr> <th>A [mm]</th> <th>B [mm]</th> <th>H [mm]</th> <th>L [mm]</th> <th>ØC [mm]</th> <th>ØD [mm]</th> </tr> </thead> <tbody> <tr> <td>217</td> <td>204</td> <td>60</td> <td>98</td> <td>75</td> <td>79</td> </tr> </tbody> </table>	A [mm]	B [mm]	H [mm]	L [mm]	ØC [mm]	ØD [mm]	217	204	60	98	75	79	
A [mm]	B [mm]	H [mm]	L [mm]	ØC [mm]	ØD [mm]										
217	204	60	98	75	79										
FlexiVent-Plastivent adapter sleeve	FlexiVent 060163/204x60	<table border="1"> <thead> <tr> <th>A [mm]</th> <th>B [mm]</th> <th>H [mm]</th> <th>L [mm]</th> <th>ØC [mm]</th> <th>ØD [mm]</th> </tr> </thead> <tbody> <tr> <td>217</td> <td>204</td> <td>60</td> <td>104</td> <td>63</td> <td>70</td> </tr> </tbody> </table>	A [mm]	B [mm]	H [mm]	L [mm]	ØC [mm]	ØD [mm]	217	204	60	104	63	70	
A [mm]	B [mm]	H [mm]	L [mm]	ØC [mm]	ØD [mm]										
217	204	60	104	63	70										
Round bend	FlexiVent 060175	<table border="1"> <thead> <tr> <th>ØD [mm]</th> <th>L [mm]</th> </tr> </thead> <tbody> <tr> <td>78</td> <td>165</td> </tr> </tbody> </table>	ØD [mm]	L [mm]	78	165									
ØD [mm]	L [mm]														
78	165														
Round air throttling damper	FlexiVent 0763	<table border="1"> <thead> <tr> <th>ØD [mm]</th> <th>L [mm]</th> </tr> </thead> <tbody> <tr> <td>50</td> <td>14</td> </tr> </tbody> </table>	ØD [mm]	L [mm]	50	14									
ØD [mm]	L [mm]														
50	14														
Round air throttling damper	FlexiVent 0775	<table border="1"> <thead> <tr> <th>ØD [mm]</th> <th>L [mm]</th> </tr> </thead> <tbody> <tr> <td>62</td> <td>14</td> </tr> </tbody> </table>	ØD [mm]	L [mm]	62	14									
ØD [mm]	L [mm]														
62	14														
Ceiling-mounted plastic connector	FlexiVent 0810125/63x3	<table border="1"> <thead> <tr> <th>ØD1 [mm]</th> <th>L [mm]</th> <th>A [mm]</th> <th>H [mm]</th> <th>H1 [mm]</th> </tr> </thead> <tbody> <tr> <td>128</td> <td>282</td> <td>251</td> <td>367</td> <td>300</td> </tr> </tbody> </table>	ØD1 [mm]	L [mm]	A [mm]	H [mm]	H1 [mm]	128	282	251	367	300			
ØD1 [mm]	L [mm]	A [mm]	H [mm]	H1 [mm]											
128	282	251	367	300											
Ceiling-mounted plastic connector	FlexiVent 0810125/75x2	<table border="1"> <thead> <tr> <th>ØD1 [mm]</th> <th>L [mm]</th> <th>A [mm]</th> <th>H [mm]</th> <th>H1 [mm]</th> </tr> </thead> <tbody> <tr> <td>128</td> <td>282</td> <td>218</td> <td>367</td> <td>300</td> </tr> </tbody> </table>	ØD1 [mm]	L [mm]	A [mm]	H [mm]	H1 [mm]	128	282	218	367	300			
ØD1 [mm]	L [mm]	A [mm]	H [mm]	H1 [mm]											
128	282	218	367	300											
Ceiling-mounted metal connector	FlexiVent 0811125/63x2	<table border="1"> <thead> <tr> <th>ØD1 [mm]</th> <th>L [mm]</th> <th>A [mm]</th> <th>H [mm]</th> <th>H1 [mm]</th> </tr> </thead> <tbody> <tr> <td>127</td> <td>195.5</td> <td>200</td> <td>401.3</td> <td>300</td> </tr> </tbody> </table>	ØD1 [mm]	L [mm]	A [mm]	H [mm]	H1 [mm]	127	195.5	200	401.3	300			
ØD1 [mm]	L [mm]	A [mm]	H [mm]	H1 [mm]											
127	195.5	200	401.3	300											

Ceiling-mounted metal connector	FlexiVent 0811125/75x2	<table border="1"> <thead> <tr> <th>ØD1 [mm]</th> <th>L [mm]</th> <th>A [mm]</th> <th>H [mm]</th> <th>H1 [mm]</th> </tr> </thead> <tbody> <tr> <td>127</td> <td>195.5</td> <td>200</td> <td>401.3</td> <td>300</td> </tr> </tbody> </table>	ØD1 [mm]	L [mm]	A [mm]	H [mm]	H1 [mm]	127	195.5	200	401.3	300	
ØD1 [mm]	L [mm]	A [mm]	H [mm]	H1 [mm]									
127	195.5	200	401.3	300									
Ceiling-mounted metal connector	FlexiVent 0811125/63x3	<table border="1"> <thead> <tr> <th>ØD1 [mm]</th> <th>L [mm]</th> <th>A [mm]</th> <th>H [mm]</th> <th>H1 [mm]</th> </tr> </thead> <tbody> <tr> <td>127</td> <td>245.1</td> <td>300</td> <td>401.3</td> <td>300</td> </tr> </tbody> </table>	ØD1 [mm]	L [mm]	A [mm]	H [mm]	H1 [mm]	127	245.1	300	401.3	300	
ØD1 [mm]	L [mm]	A [mm]	H [mm]	H1 [mm]									
127	245.1	300	401.3	300									
Ceiling-mounted metal connector	FlexiVent 0811125/75x3	<table border="1"> <thead> <tr> <th>ØD1 [mm]</th> <th>L [mm]</th> <th>A [mm]</th> <th>H [mm]</th> <th>H1 [mm]</th> </tr> </thead> <tbody> <tr> <td>127</td> <td>309.5</td> <td>300</td> <td>401.3</td> <td>300</td> </tr> </tbody> </table>	ØD1 [mm]	L [mm]	A [mm]	H [mm]	H1 [mm]	127	309.5	300	401.3	300	
ØD1 [mm]	L [mm]	A [mm]	H [mm]	H1 [mm]									
127	309.5	300	401.3	300									
Floor-mounted metal connector	FlexiVent 0821300x100/63x2	<table border="1"> <thead> <tr> <th>L [mm]</th> <th>A [mm]</th> <th>H [mm]</th> </tr> </thead> <tbody> <tr> <td>401</td> <td>115</td> <td>300</td> </tr> </tbody> </table>	L [mm]	A [mm]	H [mm]	401	115	300					
L [mm]	A [mm]	H [mm]											
401	115	300											
Floor-mounted metal connector	FlexiVent 0821300x100/75x2	<table border="1"> <thead> <tr> <th>L [mm]</th> <th>A [mm]</th> <th>H [mm]</th> </tr> </thead> <tbody> <tr> <td>401</td> <td>115</td> <td>300</td> </tr> </tbody> </table>	L [mm]	A [mm]	H [mm]	401	115	300					
L [mm]	A [mm]	H [mm]											
401	115	300											
Floor-mounted metal connector	FlexiVent 0821300x100/63x3	<table border="1"> <thead> <tr> <th>L [mm]</th> <th>A [mm]</th> <th>H [mm]</th> </tr> </thead> <tbody> <tr> <td>401</td> <td>115</td> <td>300</td> </tr> </tbody> </table>	L [mm]	A [mm]	H [mm]	401	115	300					
L [mm]	A [mm]	H [mm]											
401	115	300											
Floor-mounted metal connector	FlexiVent 0821300x100/75x3	<table border="1"> <thead> <tr> <th>L [mm]</th> <th>A [mm]</th> <th>H [mm]</th> </tr> </thead> <tbody> <tr> <td>401</td> <td>116</td> <td>300</td> </tr> </tbody> </table>	L [mm]	A [mm]	H [mm]	401	116	300					
L [mm]	A [mm]	H [mm]											
401	116	300											
Wall-mounted metal connector	FlexiVent 0832200x55/63x2	<table border="1"> <thead> <tr> <th>L [mm]</th> <th>A [mm]</th> <th>H [mm]</th> <th>H1 [mm]</th> </tr> </thead> <tbody> <tr> <td>203.5</td> <td>176.5</td> <td>75</td> <td>112</td> </tr> </tbody> </table>	L [mm]	A [mm]	H [mm]	H1 [mm]	203.5	176.5	75	112			
L [mm]	A [mm]	H [mm]	H1 [mm]										
203.5	176.5	75	112										
Wall-mounted metal connector	FlexiVent 0832200x55/75x2	<table border="1"> <thead> <tr> <th>L [mm]</th> <th>A [mm]</th> <th>H [mm]</th> <th>H1 [mm]</th> </tr> </thead> <tbody> <tr> <td>203.5</td> <td>176.5</td> <td>75</td> <td>112</td> </tr> </tbody> </table>	L [mm]	A [mm]	H [mm]	H1 [mm]	203.5	176.5	75	112			
L [mm]	A [mm]	H [mm]	H1 [mm]										
203.5	176.5	75	112										
Wall-mounted metal connector	FlexiVent 0832300x55/63x3	<table border="1"> <thead> <tr> <th>L [mm]</th> <th>A [mm]</th> <th>H [mm]</th> <th>H1 [mm]</th> </tr> </thead> <tbody> <tr> <td>303.5</td> <td>172.4</td> <td>75</td> <td>112</td> </tr> </tbody> </table>	L [mm]	A [mm]	H [mm]	H1 [mm]	303.5	172.4	75	112			
L [mm]	A [mm]	H [mm]	H1 [mm]										
303.5	172.4	75	112										
Wall-mounted metal connector	FlexiVent 0833200x55/63x2	<table border="1"> <thead> <tr> <th>L [mm]</th> <th>A [mm]</th> <th>H [mm]</th> <th>H1 [mm]</th> </tr> </thead> <tbody> <tr> <td>225</td> <td>237</td> <td>75</td> <td>110</td> </tr> </tbody> </table>	L [mm]	A [mm]	H [mm]	H1 [mm]	225	237	75	110			
L [mm]	A [mm]	H [mm]	H1 [mm]										
225	237	75	110										
Wall-mounted metal connector	FlexiVent 0833200x55/75x2	<table border="1"> <thead> <tr> <th>L [mm]</th> <th>A [mm]</th> <th>H [mm]</th> <th>H1 [mm]</th> </tr> </thead> <tbody> <tr> <td>225</td> <td>237</td> <td>75</td> <td>110</td> </tr> </tbody> </table>	L [mm]	A [mm]	H [mm]	H1 [mm]	225	237	75	110			
L [mm]	A [mm]	H [mm]	H1 [mm]										
225	237	75	110										
Wall-mounted metal connector	FlexiVent 0833300x55/63x3	<table border="1"> <thead> <tr> <th>L [mm]</th> <th>A [mm]</th> <th>H [mm]</th> <th>H1 [mm]</th> </tr> </thead> <tbody> <tr> <td>324.5</td> <td>159.5</td> <td>75</td> <td>251.4</td> </tr> </tbody> </table>	L [mm]	A [mm]	H [mm]	H1 [mm]	324.5	159.5	75	251.4			
L [mm]	A [mm]	H [mm]	H1 [mm]										
324.5	159.5	75	251.4										

Grille	MV 120 V	<table border="1"> <thead> <tr> <th>B [mm]</th> <th>L [mm]</th> <th>B1 [mm]</th> <th>L1 [mm]</th> <th>ØD [mm]</th> </tr> </thead> <tbody> <tr> <td>186</td> <td>15</td> <td>142</td> <td>45</td> <td>125</td> </tr> </tbody> </table>	B [mm]	L [mm]	B1 [mm]	L1 [mm]	ØD [mm]	186	15	142	45	125	
B [mm]	L [mm]	B1 [mm]	L1 [mm]	ØD [mm]									
186	15	142	45	125									
Grille	MV 125 PF	<table border="1"> <thead> <tr> <th>ØD [mm]</th> <th>ØD1 [mm]</th> <th>L [mm]</th> </tr> </thead> <tbody> <tr> <td>125</td> <td>166</td> <td>14</td> </tr> </tbody> </table>	ØD [mm]	ØD1 [mm]	L [mm]	125	166	14					
ØD [mm]	ØD1 [mm]	L [mm]											
125	166	14											
Disc valve	AM 125 PRF	<table border="1"> <thead> <tr> <th>ØD [mm]</th> <th>ØD1 [mm]</th> <th>ØD2 [mm]</th> <th>H [mm]</th> </tr> </thead> <tbody> <tr> <td>124</td> <td>112</td> <td>167</td> <td>60</td> </tr> </tbody> </table>	ØD [mm]	ØD1 [mm]	ØD2 [mm]	H [mm]	124	112	167	60			
ØD [mm]	ØD1 [mm]	ØD2 [mm]	H [mm]										
124	112	167	60										
Disc valve	AM 125 VRF	<table border="1"> <thead> <tr> <th>ØD [mm]</th> <th>ØD1 [mm]</th> <th>ØD2 [mm]</th> </tr> </thead> <tbody> <tr> <td>124</td> <td>100</td> <td>154</td> </tr> </tbody> </table>	ØD [mm]	ØD1 [mm]	ØD2 [mm]	124	100	154					
ØD [mm]	ØD1 [mm]	ØD2 [mm]											
124	100	154											
Floor-mounted metal grille	FlexiVent 0920300x100	<table border="1"> <thead> <tr> <th>L [mm]</th> <th>L1 [mm]</th> <th>A [mm]</th> <th>A1 [mm]</th> </tr> </thead> <tbody> <tr> <td>377.4</td> <td>309</td> <td>178.4</td> <td>111.7</td> </tr> </tbody> </table>	L [mm]	L1 [mm]	A [mm]	A1 [mm]	377.4	309	178.4	111.7			
L [mm]	L1 [mm]	A [mm]	A1 [mm]										
377.4	309	178.4	111.7										
Floor-mounted metal grille	FlexiVent 0921300x100	<table border="1"> <thead> <tr> <th>L [mm]</th> <th>L1 [mm]</th> <th>A [mm]</th> <th>A1 [mm]</th> </tr> </thead> <tbody> <tr> <td>377.4</td> <td>309</td> <td>178.4</td> <td>111.7</td> </tr> </tbody> </table>	L [mm]	L1 [mm]	A [mm]	A1 [mm]	377.4	309	178.4	111.7			
L [mm]	L1 [mm]	A [mm]	A1 [mm]										
377.4	309	178.4	111.7										
Floor-mounted metal overlay grille	FlexiVent 0924300x100	<table border="1"> <thead> <tr> <th>A [mm]</th> <th>L1 [mm]</th> </tr> </thead> <tbody> <tr> <td>151</td> <td>351</td> </tr> </tbody> </table>	A [mm]	L1 [mm]	151	351							
A [mm]	L1 [mm]												
151	351												
Floor-mounted metal overlay grille	FlexiVent 0925300x100	<table border="1"> <thead> <tr> <th>A [mm]</th> <th>L1 [mm]</th> </tr> </thead> <tbody> <tr> <td>151</td> <td>351</td> </tr> </tbody> </table>	A [mm]	L1 [mm]	151	351							
A [mm]	L1 [mm]												
151	351												
Wall-mounted metal grille	FlexiVent 0930200x55	<table border="1"> <thead> <tr> <th>A [mm]</th> <th>L1 [mm]</th> </tr> </thead> <tbody> <tr> <td>97</td> <td>230</td> </tr> </tbody> </table>	A [mm]	L1 [mm]	97	230							
A [mm]	L1 [mm]												
97	230												

Wall-mounted metal grille	FlexiVent 0930300x55	<table border="1"> <thead> <tr> <th>A [mm]</th> <th>L1 [mm]</th> </tr> </thead> <tbody> <tr> <td>97</td> <td>330</td> </tr> </tbody> </table>	A [mm]	L1 [mm]	97	330					
A [mm]	L1 [mm]										
97	330										
Metal air distribution box	FlexiVent 1001125/63x2	<table border="1"> <thead> <tr> <th>ØD1 [mm]</th> <th>L [mm]</th> <th>A [mm]</th> <th>H [mm]</th> </tr> </thead> <tbody> <tr> <td>124</td> <td>400</td> <td>200</td> <td>100</td> </tr> </tbody> </table>	ØD1 [mm]	L [mm]	A [mm]	H [mm]	124	400	200	100	
ØD1 [mm]	L [mm]	A [mm]	H [mm]								
124	400	200	100								
Metal air distribution box	FlexiVent 1001125/75x2	<table border="1"> <thead> <tr> <th>ØD1 [mm]</th> <th>L [mm]</th> <th>A [mm]</th> <th>H [mm]</th> </tr> </thead> <tbody> <tr> <td>124</td> <td>400</td> <td>200</td> <td>100</td> </tr> </tbody> </table>	ØD1 [mm]	L [mm]	A [mm]	H [mm]	124	400	200	100	
ØD1 [mm]	L [mm]	A [mm]	H [mm]								
124	400	200	100								
Metal air distribution box	FlexiVent 1001125/63x6	<table border="1"> <thead> <tr> <th>ØD1 [mm]</th> <th>L [mm]</th> <th>A [mm]</th> <th>H [mm]</th> </tr> </thead> <tbody> <tr> <td>124</td> <td>554</td> <td>470</td> <td>150</td> </tr> </tbody> </table>	ØD1 [mm]	L [mm]	A [mm]	H [mm]	124	554	470	150	
ØD1 [mm]	L [mm]	A [mm]	H [mm]								
124	554	470	150								
Metal air distribution box	FlexiVent 1001125/75x6	<table border="1"> <thead> <tr> <th>ØD1 [mm]</th> <th>L [mm]</th> <th>A [mm]</th> <th>H [mm]</th> </tr> </thead> <tbody> <tr> <td>124</td> <td>554</td> <td>470</td> <td>150</td> </tr> </tbody> </table>	ØD1 [mm]	L [mm]	A [mm]	H [mm]	124	554	470	150	
ØD1 [mm]	L [mm]	A [mm]	H [mm]								
124	554	470	150								
Metal air distribution box	FlexiVent 1002125/63x6	<table border="1"> <thead> <tr> <th>ØD1 [mm]</th> <th>L [mm]</th> <th>A [mm]</th> <th>H [mm]</th> </tr> </thead> <tbody> <tr> <td>124</td> <td>300</td> <td>400</td> <td>202</td> </tr> </tbody> </table>	ØD1 [mm]	L [mm]	A [mm]	H [mm]	124	300	400	202	
ØD1 [mm]	L [mm]	A [mm]	H [mm]								
124	300	400	202								
Metal air distribution box	FlexiVent 1002125/75x6	<table border="1"> <thead> <tr> <th>ØD1 [mm]</th> <th>L [mm]</th> <th>A [mm]</th> <th>H [mm]</th> </tr> </thead> <tbody> <tr> <td>124</td> <td>300</td> <td>400</td> <td>202</td> </tr> </tbody> </table>	ØD1 [mm]	L [mm]	A [mm]	H [mm]	124	300	400	202	
ØD1 [mm]	L [mm]	A [mm]	H [mm]								
124	300	400	202								
Metal air distribution box	FlexiVent 1003125/63x6	<table border="1"> <thead> <tr> <th>ØD1 [mm]</th> <th>L [mm]</th> <th>A [mm]</th> <th>H [mm]</th> </tr> </thead> <tbody> <tr> <td>124</td> <td>530</td> <td>500</td> <td>162</td> </tr> </tbody> </table>	ØD1 [mm]	L [mm]	A [mm]	H [mm]	124	530	500	162	
ØD1 [mm]	L [mm]	A [mm]	H [mm]								
124	530	500	162								
Metal air distribution box	FlexiVent 1003125/75x6	<table border="1"> <thead> <tr> <th>ØD1 [mm]</th> <th>L [mm]</th> <th>A [mm]</th> <th>H [mm]</th> </tr> </thead> <tbody> <tr> <td>124</td> <td>530</td> <td>500</td> <td>162</td> </tr> </tbody> </table>	ØD1 [mm]	L [mm]	A [mm]	H [mm]	124	530	500	162	
ØD1 [mm]	L [mm]	A [mm]	H [mm]								
124	530	500	162								
Metal air distribution box	FlexiVent 1001160/63x8	<table border="1"> <thead> <tr> <th>ØD1 [mm]</th> <th>L [mm]</th> <th>A [mm]</th> <th>H [mm]</th> </tr> </thead> <tbody> <tr> <td>159</td> <td>400</td> <td>200</td> <td>100</td> </tr> </tbody> </table>	ØD1 [mm]	L [mm]	A [mm]	H [mm]	159	400	200	100	
ØD1 [mm]	L [mm]	A [mm]	H [mm]								
159	400	200	100								
Metal air distribution box	FlexiVent 1001150/75x8	<table border="1"> <thead> <tr> <th>ØD1 [mm]</th> <th>L [mm]</th> <th>A [mm]</th> <th>H [mm]</th> </tr> </thead> <tbody> <tr> <td>149</td> <td>400</td> <td>200</td> <td>100</td> </tr> </tbody> </table>	ØD1 [mm]	L [mm]	A [mm]	H [mm]	149	400	200	100	
ØD1 [mm]	L [mm]	A [mm]	H [mm]								
149	400	200	100								
Metal air distribution box	FlexiVent 1001160/75x8	<table border="1"> <thead> <tr> <th>ØD1 [mm]</th> <th>L [mm]</th> <th>A [mm]</th> <th>H [mm]</th> </tr> </thead> <tbody> <tr> <td>159</td> <td>400</td> <td>200</td> <td>100</td> </tr> </tbody> </table>	ØD1 [mm]	L [mm]	A [mm]	H [mm]	159	400	200	100	
ØD1 [mm]	L [mm]	A [mm]	H [mm]								
159	400	200	100								
Metal air distribution box	FlexiVent 1002160/75x8	<table border="1"> <thead> <tr> <th>ØD1 [mm]</th> <th>L [mm]</th> <th>A [mm]</th> <th>H [mm]</th> </tr> </thead> <tbody> <tr> <td>160</td> <td>290</td> <td>827.9</td> <td>95</td> </tr> </tbody> </table>	ØD1 [mm]	L [mm]	A [mm]	H [mm]	160	290	827.9	95	
ØD1 [mm]	L [mm]	A [mm]	H [mm]								
160	290	827.9	95								

Metal air distribution box	FlexiVent 1001150/75x10	<table border="1"> <thead> <tr> <th>ØD1 [mm]</th> <th>L [mm]</th> <th>A [mm]</th> <th>H [mm]</th> </tr> </thead> <tbody> <tr> <td>149</td> <td>500</td> <td>500</td> <td>205</td> </tr> </tbody> </table>	ØD1 [mm]	L [mm]	A [mm]	H [mm]	149	500	500	205	
ØD1 [mm]	L [mm]	A [mm]	H [mm]								
149	500	500	205								
Metal air distribution box	FlexiVent 1001160/63x10	<table border="1"> <thead> <tr> <th>ØD1 [mm]</th> <th>L [mm]</th> <th>A [mm]</th> <th>H [mm]</th> </tr> </thead> <tbody> <tr> <td>159</td> <td>500</td> <td>500</td> <td>202</td> </tr> </tbody> </table>	ØD1 [mm]	L [mm]	A [mm]	H [mm]	159	500	500	202	
ØD1 [mm]	L [mm]	A [mm]	H [mm]								
159	500	500	202								
Metal air distribution box	FlexiVent 1001160/75x10	<table border="1"> <thead> <tr> <th>ØD1 [mm]</th> <th>L [mm]</th> <th>A [mm]</th> <th>H [mm]</th> </tr> </thead> <tbody> <tr> <td>159</td> <td>500</td> <td>500</td> <td>202</td> </tr> </tbody> </table>	ØD1 [mm]	L [mm]	A [mm]	H [mm]	159	500	500	202	
ØD1 [mm]	L [mm]	A [mm]	H [mm]								
159	500	500	202								
Metal air distribution box	FlexiVent 1001160/75x12	<table border="1"> <thead> <tr> <th>ØD1 [mm]</th> <th>L [mm]</th> <th>A [mm]</th> <th>H [mm]</th> </tr> </thead> <tbody> <tr> <td>160</td> <td>290</td> <td>1307.9</td> <td>107</td> </tr> </tbody> </table>	ØD1 [mm]	L [mm]	A [mm]	H [mm]	160	290	1307.9	107	
ØD1 [mm]	L [mm]	A [mm]	H [mm]								
160	290	1307.9	107								
Metal air distribution box	FlexiVent 1001200/63x10	<table border="1"> <thead> <tr> <th>ØD1 [mm]</th> <th>L [mm]</th> <th>A [mm]</th> <th>H [mm]</th> </tr> </thead> <tbody> <tr> <td>199</td> <td>500</td> <td>600</td> <td>302</td> </tr> </tbody> </table>	ØD1 [mm]	L [mm]	A [mm]	H [mm]	199	500	600	302	
ØD1 [mm]	L [mm]	A [mm]	H [mm]								
199	500	600	302								
Metal air distribution box	FlexiVent 1001200/75x10	<table border="1"> <thead> <tr> <th>ØD1 [mm]</th> <th>L [mm]</th> <th>A [mm]</th> <th>H [mm]</th> </tr> </thead> <tbody> <tr> <td>199</td> <td>500</td> <td>600</td> <td>302</td> </tr> </tbody> </table>	ØD1 [mm]	L [mm]	A [mm]	H [mm]	199	500	600	302	
ØD1 [mm]	L [mm]	A [mm]	H [mm]								
199	500	600	302								
Metal air distribution box	FlexiVent 1001200/63x15	<table border="1"> <thead> <tr> <th>ØD1 [mm]</th> <th>L [mm]</th> <th>A [mm]</th> <th>H [mm]</th> </tr> </thead> <tbody> <tr> <td>199</td> <td>500</td> <td>600</td> <td>302</td> </tr> </tbody> </table>	ØD1 [mm]	L [mm]	A [mm]	H [mm]	199	500	600	302	
ØD1 [mm]	L [mm]	A [mm]	H [mm]								
199	500	600	302								
Metal air distribution box	FlexiVent 1001200/75x15	<table border="1"> <thead> <tr> <th>ØD1 [mm]</th> <th>L [mm]</th> <th>A [mm]</th> <th>H [mm]</th> </tr> </thead> <tbody> <tr> <td>199</td> <td>500</td> <td>600</td> <td>302</td> </tr> </tbody> </table>	ØD1 [mm]	L [mm]	A [mm]	H [mm]	199	500	600	302	
ØD1 [mm]	L [mm]	A [mm]	H [mm]								
199	500	600	302								
Flexible insulated duct	Isovent H/127/7.6	<table border="1"> <thead> <tr> <th>ØD [mm]</th> <th>ØD1 [mm]</th> <th>L [mm]</th> </tr> </thead> <tbody> <tr> <td>127</td> <td>152</td> <td>7.6</td> </tr> </tbody> </table>	ØD [mm]	ØD1 [mm]	L [mm]	127	152	7.6			
ØD [mm]	ØD1 [mm]	L [mm]									
127	152	7.6									
Flexible insulated duct	Isovent H/152/7.6	<table border="1"> <thead> <tr> <th>ØD [mm]</th> <th>ØD1 [mm]</th> <th>L [mm]</th> </tr> </thead> <tbody> <tr> <td>152</td> <td>177</td> <td>7.6</td> </tr> </tbody> </table>	ØD [mm]	ØD1 [mm]	L [mm]	152	177	7.6			
ØD [mm]	ØD1 [mm]	L [mm]									
152	177	7.6									
Flexible insulated duct	Isovent H/162/7.6	<table border="1"> <thead> <tr> <th>ØD [mm]</th> <th>ØD1 [mm]</th> <th>L [mm]</th> </tr> </thead> <tbody> <tr> <td>162</td> <td>187</td> <td>7.6</td> </tr> </tbody> </table>	ØD [mm]	ØD1 [mm]	L [mm]	162	187	7.6			
ØD [mm]	ØD1 [mm]	L [mm]									
162	187	7.6									
Flexible insulated duct	Isovent H/203/7.6	<table border="1"> <thead> <tr> <th>ØD [mm]</th> <th>ØD1 [mm]</th> <th>L [mm]</th> </tr> </thead> <tbody> <tr> <td>203</td> <td>228</td> <td>7.6</td> </tr> </tbody> </table>	ØD [mm]	ØD1 [mm]	L [mm]	203	228	7.6			
ØD [mm]	ØD1 [mm]	L [mm]									
203	228	7.6									

Silenser	SR 125/900	<table border="1"> <thead> <tr> <th>ØD [mm]</th> <th>ØD1 [mm]</th> <th>L [mm]</th> </tr> </thead> <tbody> <tr> <td>125</td> <td>225</td> <td>900</td> </tr> </tbody> </table>	ØD [mm]	ØD1 [mm]	L [mm]	125	225	900	
ØD [mm]	ØD1 [mm]	L [mm]							
125	225	900							
Silenser	SR 150/900	<table border="1"> <thead> <tr> <th>ØD [mm]</th> <th>ØD1 [mm]</th> <th>L [mm]</th> </tr> </thead> <tbody> <tr> <td>149</td> <td>250</td> <td>900</td> </tr> </tbody> </table>	ØD [mm]	ØD1 [mm]	L [mm]	149	250	900	
ØD [mm]	ØD1 [mm]	L [mm]							
149	250	900							
Silenser	SR 160/900	<table border="1"> <thead> <tr> <th>ØD [mm]</th> <th>ØD1 [mm]</th> <th>L [mm]</th> </tr> </thead> <tbody> <tr> <td>159</td> <td>252</td> <td>900</td> </tr> </tbody> </table>	ØD [mm]	ØD1 [mm]	L [mm]	159	252	900	
ØD [mm]	ØD1 [mm]	L [mm]							
159	252	900							
Silenser	SR 200/900	<table border="1"> <thead> <tr> <th>ØD [mm]</th> <th>ØD1 [mm]</th> <th>L [mm]</th> </tr> </thead> <tbody> <tr> <td>198</td> <td>318</td> <td>900</td> </tr> </tbody> </table>	ØD [mm]	ØD1 [mm]	L [mm]	198	318	900	
ØD [mm]	ØD1 [mm]	L [mm]							
198	318	900							
Metal hood	MVM 122 bVs N	<table border="1"> <thead> <tr> <th>ØD [mm]</th> <th>ØD1 [mm]</th> <th>L [mm]</th> </tr> </thead> <tbody> <tr> <td>120</td> <td>165</td> <td>52</td> </tr> </tbody> </table>	ØD [mm]	ØD1 [mm]	L [mm]	120	165	52	
ØD [mm]	ØD1 [mm]	L [mm]							
120	165	52							
Metal hood	MVM 152 bVs N	<table border="1"> <thead> <tr> <th>ØD [mm]</th> <th>ØD1 [mm]</th> <th>L [mm]</th> </tr> </thead> <tbody> <tr> <td>145</td> <td>192</td> <td>62</td> </tr> </tbody> </table>	ØD [mm]	ØD1 [mm]	L [mm]	145	192	62	
ØD [mm]	ØD1 [mm]	L [mm]							
145	192	62							
Metal hood	MVM 162 bVs N	<table border="1"> <thead> <tr> <th>ØD [mm]</th> <th>ØD1 [mm]</th> <th>L [mm]</th> </tr> </thead> <tbody> <tr> <td>155</td> <td>192</td> <td>62</td> </tr> </tbody> </table>	ØD [mm]	ØD1 [mm]	L [mm]	155	192	62	
ØD [mm]	ØD1 [mm]	L [mm]							
155	192	62							
Metal hood	MVM 202 bVs N	<table border="1"> <thead> <tr> <th>ØD [mm]</th> <th>ØD1 [mm]</th> <th>L [mm]</th> </tr> </thead> <tbody> <tr> <td>195</td> <td>253</td> <td>73</td> </tr> </tbody> </table>	ØD [mm]	ØD1 [mm]	L [mm]	195	253	73	
ØD [mm]	ØD1 [mm]	L [mm]							
195	253	73							
Clamp	C 125 Z	<table border="1"> <thead> <tr> <th>ØD [mm]</th> <th>H [mm]</th> </tr> </thead> <tbody> <tr> <td>110-130</td> <td>9</td> </tr> </tbody> </table>	ØD [mm]	H [mm]	110-130	9			
ØD [mm]	H [mm]								
110-130	9								
Clamp	C 150 Z	<table border="1"> <thead> <tr> <th>ØD [mm]</th> <th>H [mm]</th> </tr> </thead> <tbody> <tr> <td>140-160</td> <td>9</td> </tr> </tbody> </table>	ØD [mm]	H [mm]	140-160	9			
ØD [mm]	H [mm]								
140-160	9								
Clamp	C 160 Z	<table border="1"> <thead> <tr> <th>ØD [mm]</th> <th>H [mm]</th> </tr> </thead> <tbody> <tr> <td>150-170</td> <td>9</td> </tr> </tbody> </table>	ØD [mm]	H [mm]	150-170	9			
ØD [mm]	H [mm]								
150-170	9								
Clamp	C 200 Z	<table border="1"> <thead> <tr> <th>ØD [mm]</th> <th>H [mm]</th> </tr> </thead> <tbody> <tr> <td>190-210</td> <td>9</td> </tr> </tbody> </table>	ØD [mm]	H [mm]	190-210	9			
ØD [mm]	H [mm]								
190-210	9								
Aluminium mounting tape	ALT 050/10	<table border="1"> <thead> <tr> <th>L [mm]</th> <th>50</th> </tr> </thead> <tbody> <tr> <td></td> <td></td> </tr> </tbody> </table>	L [mm]	50					
L [mm]	50								
Butyl rubber sealing tape	BLG 050/15	<table border="1"> <thead> <tr> <th>L [mm]</th> <th>50</th> </tr> </thead> <tbody> <tr> <td></td> <td></td> </tr> </tbody> </table>	L [mm]	50					
L [mm]	50								



www.ventilation-system.com

VENTS reserves the rights to modify any of its products' features, designs, components and specifications at any time and without notice to maintain the development and quality of manufactured goods.

02/2018

